

BOROUGH OF CONSHOHOCKEN
FISCAL YEAR 2022
BUDGET



BOROUGH COUNCIL

Colleen Leonard, President
Tina Sokolowski, Vice President
Robert Stokley, Senior Member
Anita Barton, Member
James Griffin, Member
Kathleen Kingsley, Member
Karen Tutino, Member

MAYOR

Yaniv Aronson

Stephanie Cecco, Borough Manager

Introduction

The 2022 budget process was extremely efficient. Council, the Mayor and the Administrative staff worked collectively to meet and exceed all timelines as prescribed by Borough Code. The 2022 budget is submitted in accordance with the Ordinance(s) of the Borough and Laws of the Commonwealth, specifically Borough Code and related laws. The 2022 Budget is balanced with fund equity and revenues matching estimated expenditures. It reflects, as accurately as possible, the estimated revenues and expenditures for the 2022 calendar year. The budget includes all of Borough Council's priorities and goals for the fiscal year. The 2022 Budget does not include a tax increase. Conshohocken Borough millage will remain at 4.5 mills for the 2022 fiscal year. The budget encompasses capital equipment and projects and continues allocating resources to reserve and emergency funds to ensure the financial stability of the Borough in the future. The budget illustrates the many services that the community receives as a result of their tax dollars. It also exemplifies that the Borough works hard on a regular basis to provide quality service to its constituents. Lastly, the budget encompasses goals and objectives for each Department in the Borough. These goals and objectives are justification for the expenditures in 2022.

We, as administrators, are honored to serve the Borough of Conshohocken. Not just the elected officials, but also the residents, business owners and community groups. It is our belief that through this 2022 budget and continued collaboration between these three entities that the Borough can continue to evolve forward with the ultimate goal of enhancing the quality of life in Conshohocken.

Sincerely,

Stephanie Cecco

Stephanie Cecco
Borough Manager

Overview of Borough Funds

Conshohocken Borough has multiple accounting funds. Major funds consist of the primary operating fund, also known as the general fund, and capital fund. Secondary accounts consist of special tax levy and fiduciary funds. Special tax levy funds are funded through millage rate and are restricted by law to specific purposes. They consist of the Street Light Fund, Fire Protection Fund, Library Fund and Debt Service Fund. Fiduciary funds consist of the police and non-uniformed pension funds and the OPEB Trust. Reserve funds consist of the capital reserve fund and operating reserve fund. The purpose of the reserve funds is to help ensure the financial stability of the Borough in the future. The budget consists of additional funds including: Highway Aid, Economic Development, Home Program, Park and Rec Impact, and Mary Wood Park.

Below is a short description of each fund and its function within the overall budget.

1. The *General Fund* is the chief operating fund of the Borough and includes core services by department such as administration, police, public services, fire services, engineering, licenses and inspections, professional services, legal services, parks and recreation. The fund receives 3.0533 mills from real estate tax. It is important to note that the overall increase from FY21 to FY22 is 2.15% with the majority of the increase coming from contractual obligations.
2. The *Street Lighting Fund* receives .1677 mills from real estate tax to support operation and maintenance of streetlights in the Borough. The Borough continues to invest in LED lighting with the goal of decreasing future energy costs.
3. The *Fire Protection Fund* receives .1254 mills from real estate tax. The Fund and corresponding levy was established for the following purpose: "to assist fire companies in the Borough with the purchase, removal and repair of fire engines, fire apparatus or fire hoses, the purchase of land upon which to erect a firehouse or firehouses, the employment of career firefighters, or for general operations," in accordance with section 1302(6) of the Borough code.
4. The *Library Fund* receives .0836 mills from real estate tax. The fund and corresponding levy was established for the following purpose: "to maintain and/or aid in maintaining the Conshohocken Free Library as a local library."
5. The *Debt Service Fund* receives 1.07 mills from real estate tax. This fund was created to account for the debt that is being created by General Obligation Notes associated with the construction of Borough Hall.
6. The *Capital Fund* was created to account for anticipated capital expenditures such as investment in assets annually.
7. The *Capital Reserve Fund* and *Operating Reserve Fund* are funds created to ensure the financial stability of the Borough in the future as permitted by Borough Code. The

Operating Reserve fund may not exceed 25% of the estimated revenues of the Borough's general fund in a budget's current fiscal year.

8. The *OPEB Trust* was created in FY2019. This Trust was created with the intent of annually allocating reserve funds specifically to cover future costs of post employment benefits.
9. The *Police and Non-Uniform Pension Funds* account for all pension related funds and transactions.
10. The *Highway Aid Fund* utilizes Liquid Fuels dollars received from the Commonwealth of Pennsylvania. Use of liquid fuels dollars are restricted by law for specific roadway purposes.
11. The *Economic Development Fund* accounts for all community development and associated grant activities.
12. The *Home Program Fund* accounts for home program assistance and qualifying home improvement grant activities administered by Borough administration.
13. The *Mary Wood Park Fund* covers expenditures relative to the Mary Wood Park Property as approved by the Mary Wood Park Commission and Borough Council.
14. The *Park and Rec Impact Fund* accounts for all monies generated from development whereby Council and the applicant agreed to a payment of a fee in lieu of dedication of land. This fund is earmarked specifically for the purpose of providing park and recreational facilities within the Borough of Conshohocken.

Budget Preparation Team

Stephanie Cecco, Borough Manager
Z. Raymond Sokolowski, Executive Director of Operations
Brittany Rogers, Executive Assistant to the Borough Manager
Angela Orr, Director of Administrative Services
Julie Davis, Finance Consultant
George Metz, Superintendent of Police
Tim Gunning, Fire Chief
Lauren Irizarry, Director of Recreation Services
Christine Stetler, Community Development and Grants Manager
Eric Johnson, Zoning Officer
Kate Kosmin, Communications and Special Events Manager

Thank you to all Borough staff for their hard work during the budget process and to our elected officials for all of their guidance and direction from commencement to completion.

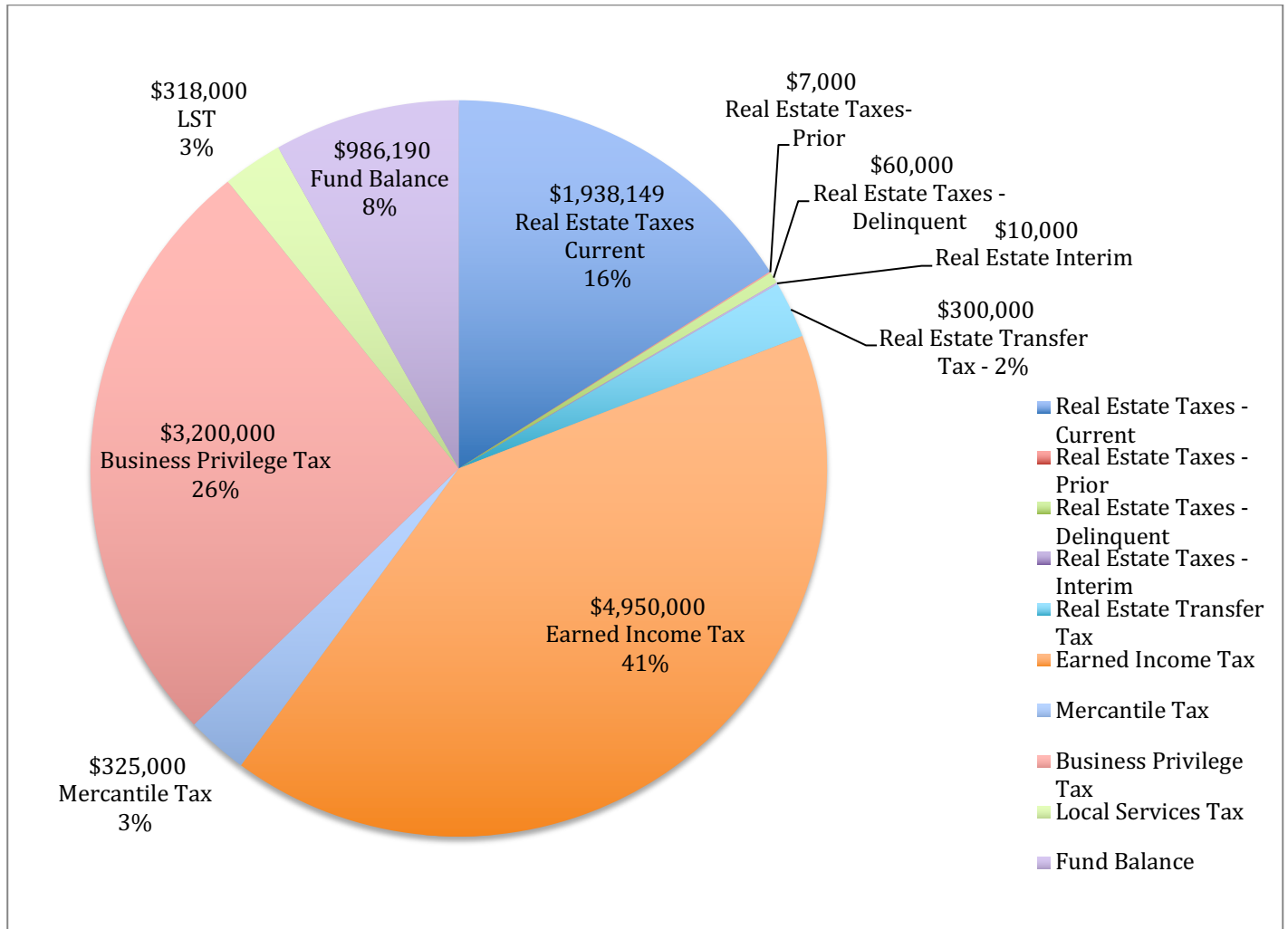
2022 Budget Highlights

Borough Council had a special budget workshop to develop goals and objectives for FY2022. The following funding priorities were identified and are reflected in the budget:

- No tax increase.
- Continued investment into reserve funds and OPEB Trust to ensure financial viability for the long-term.
- Investment into Public Safety by funding part-time firefighters, fire stipend program, fire uniforms and equipment, police vehicles and IT upgrades, Narberth Ambulance appropriation, and equipment and contingencies for Emergency Management.
- Continued investment into Public Services with updated equipment.
- Continued investment into Recreation Services for improved Quality of Life with a rebuild of the Aubrey Collins Park Basketball Courts and facility upgrades to the Community Center.
- Funds allocated for Grants and capital engineering and traffic engineering projects.
- Shift to electric vehicles for non-commercial vehicles on the capital depreciation schedule with a 2030 target goal.

Primary Revenue Sources

Real Estate and business taxes are the primary sources of revenue for the Borough along with Fund Equity. The strong commercial real estate market continues to result in high real estate transfer, earned income and business privilege/mercantile tax income.



Real Estate Tax – Where Do Resident Tax Dollars Go?

Millage rate is the amount per \$1,000 used to calculate taxes on a property. One mill represents \$1 in taxes per \$1,000 in tax-assessed value. For example, consider a home's assessed value is \$100,000. Then 1 mill of tax would equal \$100. The Borough's total millage rate in 2021 was 32.517 mills. This means the homeowner owes \$32.517 in taxes for every \$1,000 in tax-assessed value. In this example, that would amount to \$3,251.70 in property taxes annually.

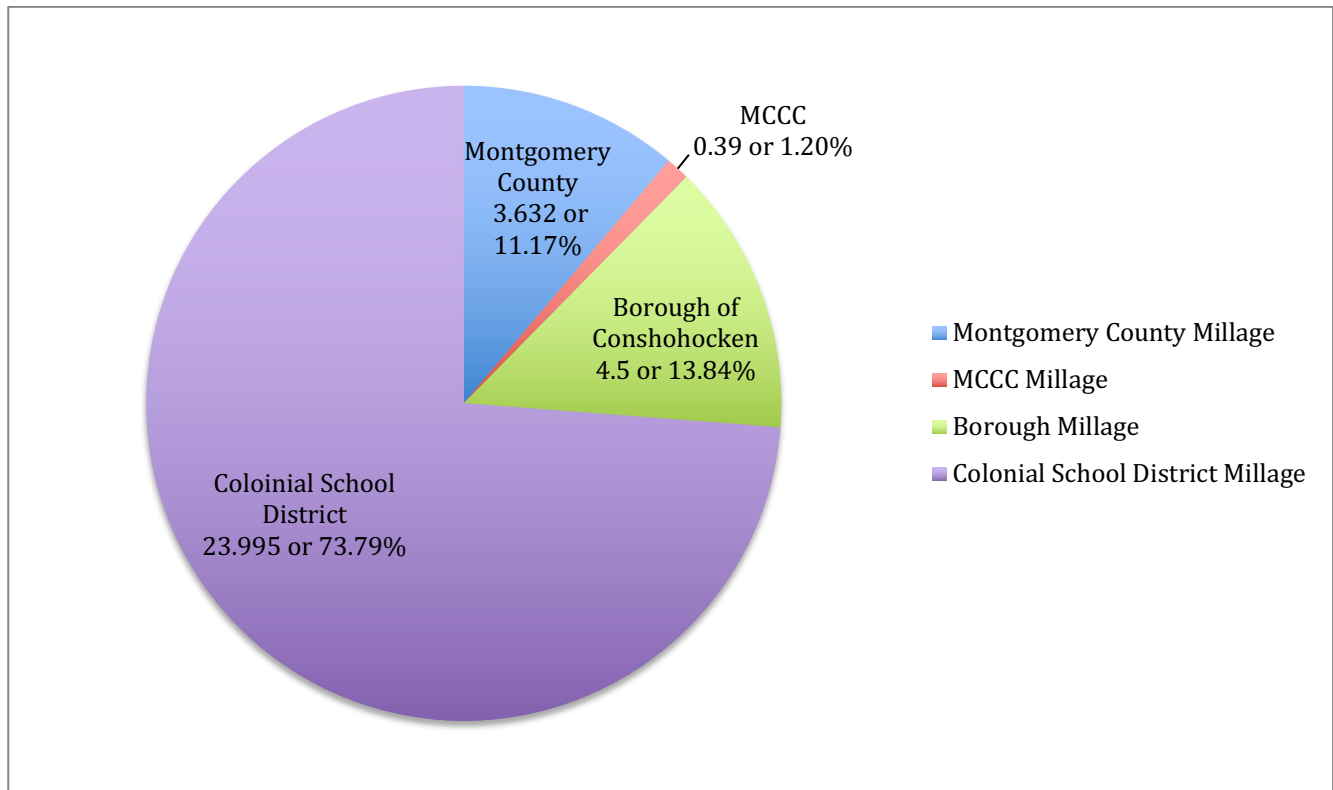
In 2021, the millage rate for a Conshohocken resident was broken out into four categories totaling 32.517:

- 2021 Montgomery County Millage = 3.632
- 2021 Montgomery County Community College Millage = 0.39
- **2021 Borough Millage = 4.5**
- 2021 Colonial School District Millage = 23.995

If we continue with our example, this would mean that this homeowner would owe the following annual costs in property tax:

- **Amount owed to the Borough = \$450 (\$100 x 4.5)**
- Amount owed to County = \$363.20 (\$100 x 3.632)
- Amount owed to MCCC = \$39 (\$100 x .39)
- Amount owed to Colonial School District = \$2,399.50 (\$100 x 23.995)

The chart below illustrates where a resident's tax dollars go based on 2021 millage rates. In this example, this particular property owner would owe approximately \$37.50 a month to the Borough for the following services: trash removal, recycling, snow plowing, upgraded parks, police protection, fire protection, emergency services, code enforcement, permitting, community center, rowing center and access to free special events.



Real Estate Tax - The Value of One Mill

The total estimated assessed value of real estate for 2022 is \$658,993,994. Total revenue based on 4.5 mills accounting for penalties, delinquent taxes and discounts is \$2,856,473.

Millage Tax Rate and Revenues by Fund

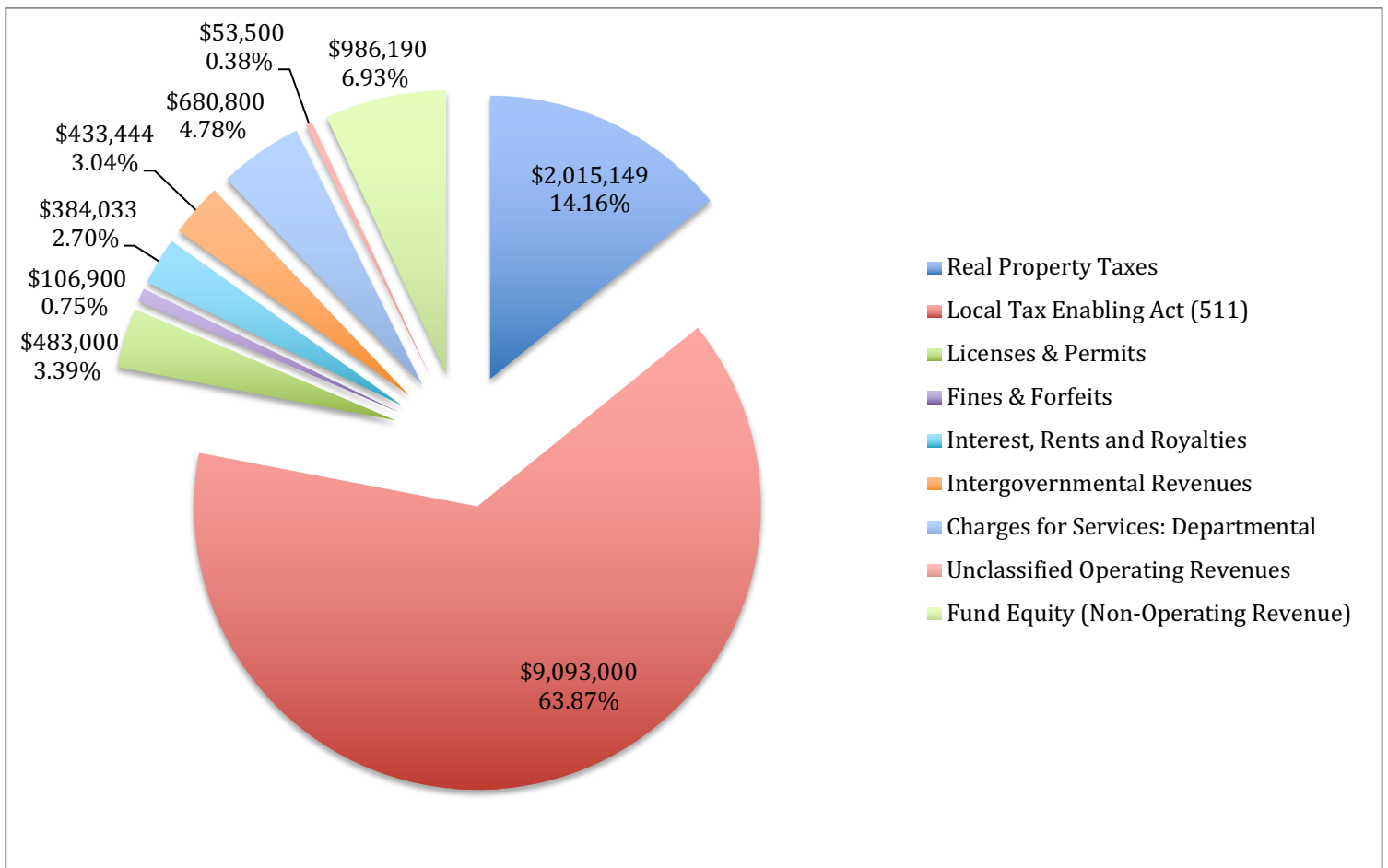
Fund	FY 2022 Levy	FY 2022 Tax Revenue
General Fund	3.0533	\$1,938,149
Street Lighting Fund	0.1677	\$106,451
Fire Protection Fund	0.1254	\$79,600
Library Fund	0.0836	\$53,067
Debt Service Fund	1.07	\$679,206
Total	4.50	\$2,856,473

Millage Tax Rate and Revenues by Fund FY 2021 v. FY 2022

Fund	FY 21 Levy	FY 21 Revenue	FY 22 Levy	FY 22 Revenue
General	3.0533	\$1,908,931	3.0533	\$1,938,149
Street Lighting	0.1677	\$104,846	0.1677	\$106,451
Fire Protection	0.1254	\$78,400	0.1254	\$79,600
Library	0.0836	\$52,267	0.0836	\$53,067
Debt Service	1.07	\$668,967	1.07	\$679,206
Total	4.50	\$2,813,411	4.50	\$2,856,473

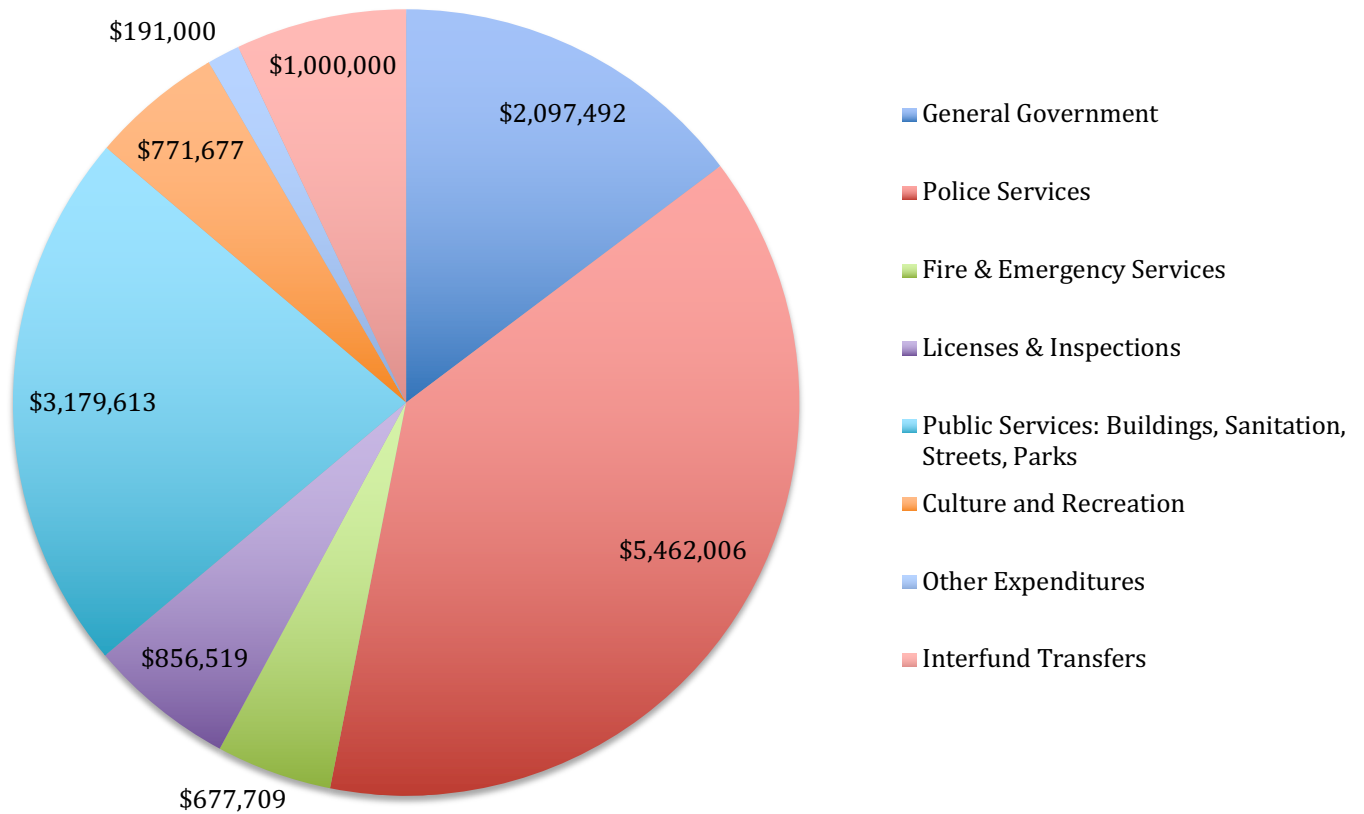
Operating Revenues

Revenue Category	Amount
Real Property Taxes	\$2,015,149
Local Enabling Tax Act (511)	\$9,093,000
Licenses & Permits	\$483,000
Fines and Forfeits	\$106,900
Interest, Rents and Royalties	\$384,033
Intergovernmental Revenues	\$433,444
Charges for Services: Departmental	\$680,800
Unclassified Operating Revenues	\$53,500
Total Operating Revenue	\$13,249,826
Fund Equity (Non-Operating Revenue)	\$986,190
Total All Revenue Sources	\$14,236,016

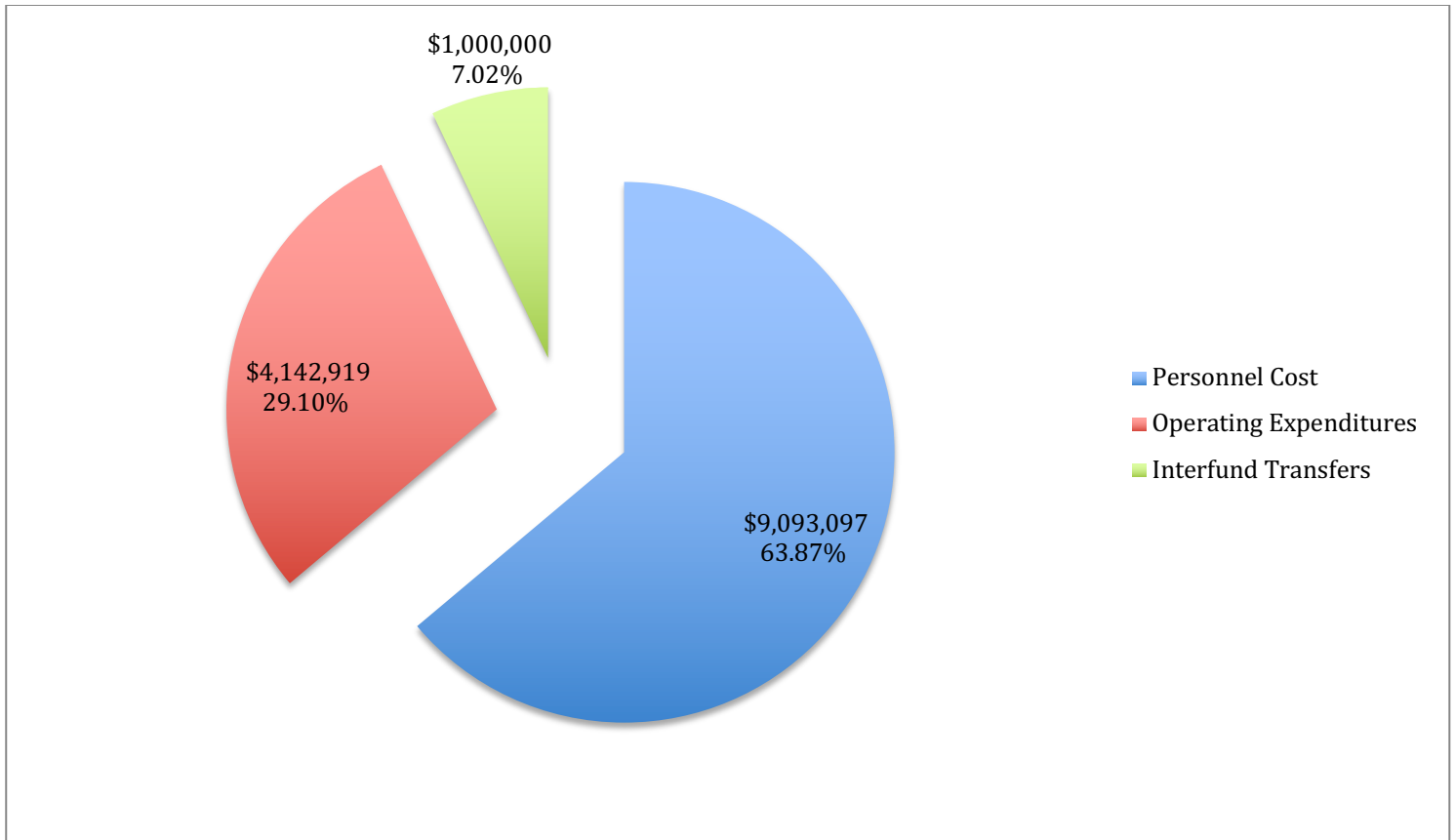


Operating Expenditures

Expenditure Category	Amount
General Government	\$2,097,492
Police Services	\$5,462,006
Fire & Emergency Services	\$677,709
Engineering, Licenses & Inspections	\$856,519
Public Services: Buildings, Sanitation, Streets, Parks	\$3,179,613
Culture and Recreation	\$771,677
Other Expenditures	\$191,000
Total Operating Expenditures	\$13,236,016
Interfund Transfers (Non-Operating)	\$1,000,000
Total Operating & Non-Operating Expenditures	\$14,236,016



Key Cost Centers



2022 Budget Timeline

- July 2021 - Department FY22 Capital Requests and Council Goals
- August - September 2021 - Department FY22 Operational Budget Requests and Meetings to Review Expenses
- September 2021 - Council FY22 Special Budget Workshop
- October 2021 - Administrative Review of FY22 Budget
- November 3, 2021 - Budget Presentation
- November 17, 2021 - Authorization to Advertise the FY22 Budget and Tax Levy Ordinance
- December 15, 2021 - Consider FY 2022 Budget for Adoption and Tax Levy Ordinance

2022 Department Budget Messages

Administrative Services

*Angela Orr,
Director of Administrative Services*

The Department of Administrative Services includes human resources, insurance and risk management, information technology, finance, budget preparation, special projects as assigned, and oversight of assigned departments or divisions within the Borough operation as assigned. Each function plays a critical role in service delivery to the community.

Department FY 2021 Achievements

1. Utilized Delaware Valley Health Trust Grant money to create an employee wellness room and gym.
2. Implemented an online payment portal available to the Borough community through the Borough website.
3. Held a flu shot clinic for all employees and their families.
4. Completed Financial Audits including: Borough Financial Audit, Fire Company Audit, Liquid Fuels, Worker's Comp and Pensions.
5. Streamlined HR forms and new employee binders.
6. Organized and restructured records room to meet Borough record retention requirements.
7. Installed malware software.
8. Applied for and received a federal Civil Unrest Grant.
9. Applied for and received a federal COVID Grant.
10. Applied for FEMA assistance for Storm Ida.
11. Implemented Safety Committee By-laws and recertification.

Department FY 2022 Goals

Multiple strategic goals are planned for the Department of Administrative Services for the 2022 fiscal year. All goals are geared towards streamlining overall Borough operations leading to increased efficiency.

Administration

1. Focus on safety and wellness with clinics and trainings.

Human Resources

1. Provide employee training with online classes and seminars in conjunction with Delaware Valley Trust.
2. Collaborate with our labor attorney on a revision of the Borough's Employee Manual as it pertains to the Conshohocken Fire Department full-time and part-time employees.

Records Management

1. Continue the organization of department files in archive records room.
2. Finalize the restructuring of archive room.

Communications & Special Events

*Kate Kosmin,
Communications & Special Events Manager*

The Communications and Special Events Manager works to maintain government transparency through various forms of media and creates community engagement opportunities within the Borough. This includes distributing public information; managing all communication outlets; designing digital and print media; filming Borough Council Meetings; planning and advertising six (6) Borough sponsored special events; and coordinating special event requests received by the Office of the Borough Manager.

Communication Outlets

- Borough Website
- Social Media (*Facebook, Twitter, Instagram*)
- Borough TV Channel
- Digital sign outside of Borough Hall
- Digital sign in the Borough Hall Lobby
- Borough Newsletter and Recreation Services Activity Guide

Special Events

- *2021 Borough Sponsored Events*
 - a. July 3rd Fireworks
 - b. The Summer Concert Series
 - c. Conshohocken Funfest
 - d. Conshohocken Halloween Parade
 - e. Holiday Drive-In Movies
 - f. Holiday House Decorating Contest
- *2021 Annual Community Special Events*
 - a. Arts Festival & Car Show – Sponsored by the Mayor and Destination Conshohocken
 - b. The Soap Box Derby – Sponsored by Conshohocken AMBUCS
 - c. The Christmas Tree Lighting Ceremony – Sponsored by Conshohocken AMBUCS
 - d. The Grand Menorah Lighting Ceremony – Sponsored by the Chabad of Lafayette Hill

Department FY 2021 Achievements

1. Produced two (2) Borough Newsletters.
2. Coordinated, planned, and organized all facets of Borough sponsored special events and annual community special events in conjunction with Borough Departments.
3. Coordinated all approved community special events in conjunction with Borough Departments and event applicants.
4. Completed operations manual for the Communications & Special Events Manager role.

Department FY 2022 Goals

1. Make capital updates to the Borough's AV Room and TV filming operation.
2. Introduce a potential platform for mass emailing to provide e-newsletter content to registered users.

Community Development and Grants

*Christine Stetler,
Community Development and Grant Coordinator*

Community development and grant activities in 2021 included operation of the Housing Rehabilitation Program; the Special Dedicated Parking Program; and grant research and submission, if authorized; and grant management, if awarded. Café licensing was suspended in 2021 due to the COVID-19 pandemic. It is anticipated that licensing for outdoor dining will resume in 2022. The cost of the café license is \$50 per application.

At present, Conshohocken has three (3) open CDBG Program contracts; and one (1) HOME contract; all of which will extend into 2022. Approximately \$251,139.58 will be available for housing rehabilitation activities in 2022. Remaining HOME funds will amount to approximately \$147,564.00. These funds will enable the Borough to complete roughly four (4) additional properties. Open CDBG contracts for 2018 and 2019 will have \$106,576.00 available for housing rehabilitation, which would be available for three (3) additional rehabilitation projects. Total available funds will enable the Borough to complete roughly seven (7) additional properties over the next three (3) years. Because there are twenty (20) applicants on the Rehabilitation Program waiting list, an application for \$350,000.00 in HOME funds to support the program was submitted to the Department of Community and Economic Development (DCED). A decision on this funding is expected in 2022 and will support completion of an additional seven (7) properties. Staff also has prepared a 2021 CDBG Program application in the amount of \$134,796.00. This application also would support the Housing Rehabilitation Program and would be used for the rehabilitation of two (2) to three (3) properties along with administrative and delivery activities. A contract for 2021 CDBG funds will be available in 2022.

During 2021, Conshohocken was awarded a 2020 CDBG Contract. Funds from this contract are designated for the installation of curb ramps at up to twelve (12) intersections east of Fayette Street. Costs will be divided between administration, engineering services, and construction. It should be noted that administrative funds from this CDBG year cannot be used to support administration of the Rehabilitation Program. The project will expend funds over the next two (2) to three (3) years.

Anticipated income and expenses from other existing grants are as follows:

- 2020 Department of Environmental Protection 902 Recycling Grant: The remaining activity under the awarded 2020 902 Recycling Program Grant is the revision of the Borough's Recycling Ordinance. An amount of \$1,500.00 was budgeted for this purpose. \$1,350.00 is the DEP share of this cost; and \$150 is the Borough's matching share. This activity should be completed in 2022.
- No additional funds are anticipated from the Assistance to Firefighter's COVID-19 Supplemental grant.
- Conshohocken has available \$6,167.00 from the Bullet Proof Vest Partnership for the purchase of bullet proof vests for the Police Department. Should vests be purchased in 2022, the Borough will be reimbursed for fifty percent (50%) of the cost of the vests up to the funds available. Conshohocken has applied for 2021 funds from this program and has been awarded \$2,504.16.

Community Development staff has and will continue to work on the organization of archived zoning and community development files. Indirect costs for the operation of Community Development and Grants, such as postage, advertising, and supplies continue to be part of other Borough budgets.

Department FY 2021 Achievements***Community Development***

1. Completion of six (6) rehabilitation properties: Four (4) completed and two (2) under construction.
2. Processing of eight (8) applicants from the waiting list for program services.
3. Marketing the Program through the Borough Newsletter.
4. Addition of five (5) contractors to the Program Contractor's List through advertising.
5. Execution of the 2020 CDBG Contract for installation of Curb Ramps and completed the Environments Review for same.
6. Developed and issued a Request for Proposals for engineering services for the installation of curb ramps.
7. Prepared and submitted applications for 2021 CDBG and HOME funds.

Special Dedicated Parking Program

1. Processed eleven (11) applicants for dedicated parking spaces.
2. Removed four (4) spaces that were no longer needed.

Other Grants

1. Completed Audit for the 2018 902 Recycling Program Grant.
2. Executed Contract for 2020 902 Recycling Program Grant, and secured reimbursement for equipment purchased with grant funds.
3. Received an Assistance to Firefighter COVID-19 Supplemental Grant (AFG) and oversaw the purchase of Personal Protective Equipment for Conshohocken's fire stations.
4. Submitted financial report for the AFG grant.
5. Prepared and applied for Bullet Proof Vest Partnership funding for two (2) vests to be purchased over the next two (2) years.

Department FY 2022 Goals

1. Complete an additional five (5) to six (6) rehab properties.
2. Close out 2018 CDBG Contract.
3. Close out 2017 HOME Contract.
4. Execute 2021 CDBG and HOME contracts, and complete environmental reviews for each.
5. Award engineering services for the curb ramp project.
6. Bid construction of the curb ramp project.
7. Process and close out special dedicated parking spaces as needed.
8. Process café licenses as needed.
9. Complete organization of archived files for zoning, community development and other grants.
10. Prepare and submit a 2022 CDBG Program application.

Department of Emergency Management

*Z. Raymond Sokolowski,
Executive Director of Operations/Emergency Management Coordinator*

Conshohocken Emergency Management exists to promote and maintain public health and safety by preparing our residents, municipal leaders, local businesses, and local emergency response personnel for emergency situations. This mission is accomplished through the development of a comprehensive emergency response plan; conducting training exercises on the plan; and providing educational programs.

Department FY 2021 Achievements

1. Continued training for Emergency Management Coordinator, Deputy EM Coordinators, and employees.
2. Promoted Stephen Young to Deputy Emergency Management Coordinator.
3. Utilized CodeRED to keep our residents informed and up to date on all events, shelter-in-place, and evacuation notifications.
4. Continued to utilize Blazemark Software program. Updated and uploaded property structure plans and emergency response methods.
5. Created an Emergency Management storage area. This area is utilized to provide a staging area for our Emergency Management PPE and emergency supplies.
6. Purchased and utilized flood signage indicating depth of water to allow for future planning along known flooding areas.
7. Created an Emergency Preparedness "Quick Guide" for residents (available online).
8. Successfully supported our First Responders during Tropical Storm IDA without incident.
9. Continued to implement and improve an Incident Command Post during events.
10. Created and implemented a 3 Phase notification System for the Community during major events.
11. Updated the Borough Emergency Action Plan binder.
12. Purchased a Highwater Vehicle to aid in safely rescuing and transporting residents during flooding events.
13. Added a stretcher to Gator for EMS assistance.
14. Trained in Passport System (Accountability System).

Department FY 2022 Goals

1. Continue moving emergency response for larger scale incidents and events to utilizing the NIMS and Incident Command as our template, structure, and response.
2. Continue providing education for municipal leaders and emergency responders to handle larger-scale incidents and events.
3. Consult, liaise, and inform the public and other external agencies, as appropriate, of the Borough's procedures, plans and training materials to educate and prepare those who may be involved in or affected by an emergency.
4. Maintain competent and sufficient resources and service providers.
5. Develop, implement, establish, and report on controls to prevent, manage, and mitigate conditions during an emergency, under a coordinated and systematic response management structure.
6. Train two (2) Public Service Team members and Deputy Emergency Management Coordinator on High Water Training.
7. Train Public Services and Police Department in High Water Awareness.

Fire Services

*Timothy Gunning,
Fire Chief*

The Conshohocken Fire Department is composed of highly dedicated, loyal and courageous volunteers that are supplemented by two (2) career firefighters and part-time paid firefighters. The fleet consists of four major fire apparatus, one engine truck, one squad truck, one air truck, and one quint. Additionally, there are support vehicles and two rescue boats and an ATV. In 2021, the department responded to over 500 fire calls in the Borough and surrounding areas.

The annual budget includes \$200,000 in appropriation funds to the Fire Companies. These funds support the daily operations of each fire station including building upkeep, payment of utilities, fire truck repair and maintenance, equipment repair and replacement, purchase of fire gear and much more. This financial support ensures that each fire company is prepared to provide the highest level of service to our community.

Department FY 2021 Achievements

1. Completion of classes in water rescue training.
2. Continued to advance the Fire Department with education and training to better serve the community. *[2021 Trainings - Passport System (Accountability Program) includes Emergency Management Personnel and Completion of State Training in Water Rescue]*
3. Participated and hosted community and fire prevention events including Sprinkler Night, Smoke Detector Giveaway Night, and annual Colonial Fire Prevention for multiple local fire companies.
4. Equipped part-time firefighters with EMT/paramedic experience.
5. Continued implementation of QRS Program in conjunction with Narberth Ambulance.
6. Restructured Fire fleet to make more efficient.
7. Utilized two (2) newly purchased Rescue Boats for multiple emergency events within the Borough.

Department FY 2022 Goals

1. Continue to increase fire prevention activities.
2. Continue to advance the Fire Department with education and training to better serve the community
 - a. 2022 Trainings
 - i. Advanced Elevator Rescue Class
 - ii. High Rise Fire Training
 - iii. Water Rescue Training
 - iv. Rope and Rigging Class
 - v. Enhanced Boat Training
 - vi. Public Services and Police Training in Highwater Awareness
3. Educate and train new hires and current employees to understand building structures, layouts and construction types.
4. Continue developing Fire Policies as applicable.
5. Launch ESO (Electronic records management solution) – National Fire incident reporting software suite.
6. Continue planning and preparedness for large scale planned events and incidents in collaboration with Police Department, Fire Police and EMS.

Police Department

*George Metz,
Chief of Police*

The Conshohocken Borough Police Department's mission is to improve quality of life and provide safety and security for our residents and guests. We promote respect and professionalism. It is our duty and obligation to maintain order; enforce the laws; and protect individual rights on a fair and equal basis. Our commitment to excellence not only extends to the community, but to the officers and employees of this department who have dedicated themselves to the profession of policing. The police department's operational strategy focuses on three main areas: police service, public safety, and training.

The Conshohocken Police Department is made up of the following Divisions and Units:

Administrative Division

Chief George Metz supervises the Administrative Division.

Detective Division

The Detective Division is assigned all types of criminal cases such as, Fraud, Theft, Juvenile, Burglaries, Robberies, Missing Persons, Sexual Assaults, Assaults, Suspicious Death, Homicide, Forgery, Bad Checks, Drug Cases. The detective division is also responsible for the annual Thanksgiving Turkey Dinner Drive, which assists the less fortunate. During Christmas, the division assists the Colonial Neighborhood Council with the collection and distribution of gifts for families of need in the Borough of Conshohocken.

Patrol Division

This division is comprised of 16 sworn officers who are divided into four, four officer squads. Each squad is under the direction of a Sergeant. The Patrol Division's primary purpose is to respond to all emergency and non-emergency calls for service within Conshohocken Borough. Patrol Officers also conduct preliminary hearings at the local District Justice Office. In addition, patrol officers respond to mutual aid requests for assistance from other police agencies. The Conshohocken Police Department has an outstanding working relationship with other law enforcement agencies and is committed to assisting all public service professionals in the performance of their duties. The patrol division seeks to provide the most professional and ethical law enforcement services to the Borough of Conshohocken community, thereby ensuring the preservation of peace and the highest quality of life in our community.

Traffic Safety Division

The unit operates under the patrol division and conducts Commercial Motor Vehicle Inspections (i.e. Trucks). The primary responsibility of this unit is to address all traffic complaints; conduct patrols in locations where traffic violations and crashes are common; deploy the speed trailer as necessary; assist the MCSAP truck inspector with commercial vehicle inspections; and conduct Driving under the Influence Enforcement details with other (mutual aid) departments.

Bicycle Patrol Unit

The current Conshohocken Police Bicycle Unit has five officers and one sergeant assigned. The unit is assigned to cover special community events and general patrol details. With the help from local businesses, the unit purchased bicycle helmets to give to children free of charge when they are riding on the street and do not have a helmet. This unit has also partnered with the Montgomery County Health Department to promote bicycle safety among children.

CMSAWT

CMSAWT is a "SWAT" team made up of Montgomery County Police Department Officers of which Conshohocken is a member. CMSAWT Officers are highly trained both mentally and physically to handle life threatening critical incidents.

Field Training

The field training team is made up of two sergeants and three officers. All members of the FTO Team completed a 6-day FTO training program. This unit is intended to assist “new” police officers with their transition from the academic setting to the performance of general law enforcement duties. While on probationary status, newly hired Conshohocken Borough Police Officers must successfully complete the field training and evaluation program in order to attain Patrol Officer Status. It is the responsibility of the FTO’s to thoroughly review field-training materials with new officers. This type of one-on-one training in a real law enforcement setting sets it apart from prior academy trainings.

Montgomery County Drug Task Force

The Montgomery County Drug Task Force consists of police officers from multiple jurisdictions throughout Montgomery County. Conshohocken Police Department has officers who are voluntarily assigned to this unit. These officers are highly trained and responsible for the investigation and apprehension of those people that engage in the trafficking of controlled substances.

Montgomery County DUI Task Force

The Montgomery County DUI Task Force consists of police officers from multiple jurisdictions throughout Montgomery County. These officers conduct roadside sobriety check points and roving DUI enforcement details throughout the year to remove impaired drivers from our roadways.

The Motor Carrier Safety Assistance Program

MCSAP is in place to reduce the severity and number of accidents and hazardous material incidents involving commercial motor vehicles.

ICAC Unit

The Conshohocken Police Department participates in this highly specialized unit that investigates child Internet crime in conjunction with Homeland Security.

Montgomery County Human Trafficking/Child Exploitation Task Force

The Conshohocken Police Department participates in this highly specialized unit that help find missing children and help victims of human trafficking

Federal Task Force

A detective is credentialed as a federal Agent and is assigned part-time to the Philadelphia FBI Child Exploitation and Human Trafficking Task Force.

Department FY 2021 Achievements

1. Implemented use of new DNA technology (BODE) increasing crime clearance rates.
 - a. 18% of submitted swabs resulted in profiles to be used against a suspect.
 - b. 27% of submitted swabs resulted in a profile to be matched against future suspect or databases.
2. Updated Critical and Non-Critical Policies.
 - a. Use of Force.
 - i. Addressing duty to intervene.
 - ii. De-Escalation technologies prior to use of force.
 - iii. Choke holds not authorized unless deadly force is justified.
 - b. High Risk Warrant Service.
 - i. Addressing “No Knock” warrants with judicial approval.
 - c. Strip and Body Cavity Searches.
 - d. Several non-critical policies were also updated this year.
3. Detective Walter was recognized by the Montgomery County District Attorney’s Office for his steadfast dedication to protecting children from online predators. Detective Walter is a member of the Internet Crimes against Children Task Force.

Department FY 2022 Goals

1. Install new server and complementing hardware and software for department security and record retention.
2. Set up off site storage for critical data.
3. Body Worn Camera system in place and implement a new department policy.
4. Compliance with PA ACT 57, addresses hiring and separation of officers and maintaining disciplinary records.
5. Compliance with PA ACT 59, addresses practical Use of Force training.

Department of Public Services
Public Works, Licenses & Inspections

Z. Raymond Sokolowski,
Executive Director of Operations/Building Code Official

PUBLIC SERVICES

Department FY 2021 Achievements

Buildings Division

1. Administration Building: We continued to examine the building's status, including all interior and exterior portions of the building, to plan for future capital needs.

Sanitation and Recycling Division

1. Applied for new grants to pay for additional asset preservation needs within the Borough.
2. Hired two (2) full-time public works employees who were previously part-time employees promoted to full-time.

Streets Division

1. Continued developing an infrastructure replacement program for the Borough roadways. We have begun transitioning some of our public services team members into streets and repairs maintenance members. This has allowed us to perform temporary road repairs ahead of the infrastructure replacement program.
2. Reviewed comprehensive road repairs and maintenance program. Included training and purchase of equipment.
3. Worked with our engineer to address the continuing traffic and safety issues on the roadways through the Borough.
4. Addressed problematic intersections and unsafe roadway conditions using liquid fuels funds. One example is 8th Ave. and Wells St. With the help of our Engineer, reconstructed this intersection including the stormwater drainage underneath.

Parks Division

1. Purchased and planted trees at the B-field.
2. Musical Garden Implementation at Marywood Park.

Training

1. Chainsaw Safety workshop and Training (9 Public Services Personnel).
2. Roadway Management Training (4 Public Services Personnel).
3. Public Works Management Training (4-part Series) (3 Public Services Personnel).
4. Sustainable Building maintenance Training (4-Part Series) (2 Public Services Personnel).
5. Flagger Certification Training (3 Public Service Personnel).

Department FY 2022 Goals

Buildings Division

1. Administration Building: Continue to examine the building's status for future capital needs.

2. Develop comprehensive maintenance programs for all occupied tenant spaces. This includes painting, carpet replacement, etc.
3. Purchase a new security garage door at the Ninth Avenue Borough Garage.

Sanitation and Recycling Division

1. Continue applying for new grants to pay for additional asset preservation needs within the Borough.

Streets Division

1. Continue to review comprehensive road repairs and maintenance program. This will include training and purchase of equipment such as a Mastic Patcher.
2. Work with our engineer to address the continuing traffic and safety issues on the roadways through the Borough.
3. Continue working with our engineer for creation of a comprehensive road program for the future.

Parks Division

1. Install security surveillance cameras for Borough property and resident safety in all Borough parks.

Training

1. Highwater Training.

LICENSES & INSPECTIONS

Department FY 2021 Achievements

1. Enforced new program for property maintenance targeting rear yards along alleys.
2. Educated property owners and contractors of the 2015 International Code.
3. Reviewed and considered ordinance revisions as needed.
4. Reviewed and assisted with permitting throughout completion of new development projects to ensure as little disruption as possible. (Examples of major projects include SORA West, 7 Tower Bridge, Matson Mill, 51 Washington St., SEPTA, etc.)

Department FY 2022 Goals

1. Continue to educate property owners and contractors of the 2015 International Code changes that were adopted on October 1, 2018 in place of the 2009 International Code as needed.
2. Continue to review and consider ordinance revisions as needed.
3. Review and assist with permitting throughout completion of new development projects. Finish these projects with as little disruption as possible. (Examples of major projects include SORA West, Matson Mill, 51 Washington St., SEPTA, 400 W. Elm St., 401-433 Washington St., etc.)

Recreation Services

*Lauren Irizarry,
Director of Recreation Services*

The Department of Recreation Services strives to provide various year-round activities, such as fitness, programs and special events through park settings and recreational facilities for the residents of Conshohocken. The goal is to create a lively community where individuals can “Live, Work and Play” by providing quality recreation and leisure experiences that enhance the quality of life for youth, teens, adults, and seniors. Recreation Services offers quality recreation opportunities that meet the diverse needs of this community and its visitors.

The Recreation Department operates and programs:

- One (1) Community Center.
- One (1) Rowing Center in conjunction with the Conshohocken Rowing Center Board and Directors.
- Provides out-of-school activities.
- Provides In-house Fitness and Group Exercise programs.
- Organized youth and adult athletic programs.
- Provides a summer day camp program.
- Facilitates use/rental of parks and centers for special events and outside organizations.
- Oversees football, baseball and softball fields utilized throughout the year for leagues and rentals.
- Schedules leagues, tournaments, and rentals on basketball courts both inside and outside.

Recreation Services also provides inclusive recreational initiatives through our relationship with Special Olympics and Conshohocken AMBUCS. Finally, the Department has community ties with youth organizations such as: Conshohocken Baseball & Softball League, Conshohocken Bears Youth Football and Cheerleading, and Conshohocken Electric Force Track Club.

Department FY 2021 Achievements

1. Continued inventory, organization, and cleanup of Community Center.
2. Upgraded Community Center with fresh paint in locker rooms and bathrooms
3. Continued to improve Community Center access and enforcement of departmental policies.
4. Adapted and improved department policies and operations regarding COVID-19.
5. Renewed all staff CPR/AED certification with the American Heart Association through Conshohocken Borough Police Officer, Steve Vallone.
6. Continued in-house and group fitness classes both indoor and outdoor.
7. Offered to go/drive thru events such as the Bunny Hop Thru and Senior BBQ due to COVID-19.
8. Continued programs and offerings in our parks.
9. Offered an in-house summer day camp for the third year and increased registration.
10. Continued partnership with Yoga Home to offer Yoga in the parks for adults and youth.
11. Continued marketing efforts through email distribution via Constant Contact.
12. Maintained Youth and Legacy Group Policy and Implementation (Little League, Conshohocken Bears Football/Cheerleading/Senior Bingo/Special Olympics).
13. Maintained a working relationship with long term rentals such as Fight and Philadelphia Whitemarsh Rugby teams.

14. Continued a good working relationship with Heyday Athletics to provide a comprehensive and inclusive co-ed program for residents of Conshohocken and the surrounding communities.
15. Continued a working relationship with the Conshohocken Dog Park Advisory Committee along with implementing improved overall operations of the Riverside Dog Park including a key fob system to assure access control.
16. Continued working with the Borough Public Services Department to provide facilities that are modern, updated, and safe.
17. Experienced and adapted to an increase in park pavilion rentals.
18. Purchased spin bikes to increase fitness offerings.
19. Hosted filming as a location for a Netflix/Happy Madison Production movie, Hustle.
20. Established a working relationship with the Conshohocken Free Library by creating and implementing a story walk in Mary Wood Park and Sutcliffe Park.
21. Recreation Service and Parks special events:
 - a. American Red Cross Blood Drives
 - b. Bunny Hop-Thru
 - c. George Snear Girls Basketball Tournament
 - d. Infant CPR Class
 - e. Medicare Seminar
 - f. Movie in the Park
 - g. Pumpkin Painting
 - h. Senior BBQ Drive-Thru
 - i. Senior Thanksgiving Luncheon
 - j. Senior Holiday Luncheon
 - k. Winter Wonderland

Department FY 2022 Goals

The following goals are planned for the Department of Recreation Services for the 2022 fiscal year to build community through people, parks, and programs:

1. Continue with improvements and additions at the Community Center
 - a. Upgrades to locker rooms.
 - b. Multi-purpose room divider.
 - c. Replacing entrance doors.
 - d. Replacing gymnasium doors and adding access control.
 - e. Refinish gym floor.
2. Reconstruct basketball courts at Aubrey Collins Park
3. Recreation Programs, Events and Trips
 - a. Continue to improve program offerings for youth, teens, families, and seniors.
 - b. Continued improvement in program registration.
 - c. Increase in Community Center membership.
4. Operations and Maintenance
 - a. Serve as a resource for residents by providing information on events, programs, community happenings.
 - b. Assess rental fees for facilities and parks.
5. Resources

- a. Long term funding for on-going capital improvement plans.

Department Programs and Activities

Over the course of fiscal year 2021, the Department of Recreation Services offered the following programs at Department facilities.

- Senior Bingo
- Boxing & Conditioning
- Group Exercise programs included in Community Center membership
- First Notes
- Fitness programs including, Pilates, Yoga in the parks, Chair Yoga, Kick & Core, Outdoor Boot Camp
- Corporate Lunchtime Basketball
- Pickleball
- Open Gym
- Math SAT Prep
- Men's Basketball League
- Sunday Morning Adult Basketball
- Summer Camp
- Paint & Play
- Purposeful Play
- Infant CPR
- Intro to French (Virtual)
- Kids Yoga
- Gymnastics
- Obvious Choice Sports
- Spanish Music and Story time
- Soccer Shots
- Youth Painting Classes
- Youth Cooking Classes (Virtual)
- Heyday Athletic programs

Zoning

*Eric P. Johnson, PE,
Zoning Officer*

The primary function of Zoning is to implement and enforce the Zoning Ordinance, including determinations related to compliance and the need for relief from individual elements of the Ordinance. Tasks include staff administration of the Ordinance; staffing the Zoning Hearing Board; conducting zoning hearings; responding to requests for information regarding the requirements of the Zoning Ordinance; investigating reported violations and, if necessary, initiating enforcement activities. Land Development plans are reviewed for compliance with the Zoning Ordinance and compliance with any conditions imposed on zoning approval. It is estimated that twenty (20+) hearings will be held in 2022. Staff maintains close contact with the Licenses and Inspections staff to provide information on zoning decisions and upcoming hearings, and to ensure compliance with the Zoning Ordinance. Zoning also administers the Borough's Flood Plain Ordinance, which is Part 17 of the Zoning Ordinance. Flood Plain Ordinance compliance continues to be monitored by FEMA for appropriate review of development in the flood plain and enforcement of the Ordinance.

Funding for zoning activities comes from the Borough's overall budget. The Borough is entitled to recover certain costs from applicants through application fees and escrows. Cost recovered by escrow include advertising, postage for public notice, salary of the Zoning Hearing Board members, and stenographer's appearance fee. Application fees and escrow amounts are established by the Borough's approved Fee Schedule based on the type of relief sought by the applicant and if the property is commercial or residential. Any remaining funds are returned to the applicants.

The issuance of zoning permits is a function of the Zoning Department. Zoning permits are required for activities under the Zoning Ordinance but do not require review under the building code.

Department FY 2021 Achievements

1. Completed over 20 zoning, conditional use, and relief extension hearings.
2. Conducted multiple hearings in a month due to overabundance of hearings.
3. Adopted new SP-4 district signage ordinance and accessory structure ordinance.
4. Updated Zoning master billing tracking and processing procedures.
5. Tracked and processed enforcement of short-term rentals in violation of the Borough of zoning ordinance.

Department FY 2022 Goals

1. Continue revision of the 2001 Zoning Ordinance as Amended.
2. Staff and Administration training.
3. If necessary, transition the processing of Café License applications.
4. Reassess permit and application fees for 2023.
5. Update the Borough Zoning Map.

Summary of Operating, Capital & Other Funds

	Projected Fund Equity with all Sources January 1, 2022	Projected Revenues Only FY 2022	Available for Appropriation: Fund Equity + Revenues	Appropriations with Transfers	Unappropriate 2022 Year End Fund Balance
Operating Fund					
General	\$ 986,190	\$ 13,249,826	\$ 14,236,016	\$ 14,236,016	\$ -
Street Lighting	\$ 13,424	\$ 106,576	\$ 120,000	\$ 120,000	\$ -
Fire Protection	\$ -	\$ 147,875	\$ 147,875	\$ 147,875	\$ -
Library	\$ -	\$ 53,077	\$ 53,077	\$ 53,077	\$ -
Highway Aid	\$ 415,000	\$ 188,303	\$ 603,303	\$ 603,303	\$ -
	\$ 1,414,614	\$ 13,745,657	\$ 15,160,271	\$ 15,160,271	\$ -
Capital Reserve Funds					
Capital Fund	\$ 1,298,000	\$ 352,500	\$ 1,650,500	\$ 1,650,500	\$ -
Capital Reserve	\$ 6,589,290	\$ 508,000	\$ 7,097,290	\$ 175,000	\$ 6,922,290
Operating Reserve	\$ 878,868	\$ 1,100	\$ 879,968	\$ -	\$ 879,968
	\$ 8,766,158	\$ 861,600	\$ 9,627,758	\$ 1,825,500	\$ 7,802,258
Other Funds					
Home Program	\$ -	\$ 225,040	\$ 225,040	\$ 225,040	\$ -
Economic Dev.	\$ -	\$ 200,000	\$ 200,000	\$ 200,000	\$ -
Debt Service	\$ 167,000	\$ 679,356	\$ 846,356	\$ 538,095	\$ 308,261
Park and Rec Impact	\$ 167,185	\$ 8,315	\$ 175,500	\$ 175,500	\$ -
Mary Wood Park	\$ 62,000	\$ 17,904	\$ 79,904	\$ 8,700	\$ 71,204
	\$ 396,185	\$ 1,130,615	\$ 1,526,800	\$ 1,147,335	\$ 379,465
Grand Total	\$ 10,576,957	\$ 15,737,872	\$ 26,314,829	\$ 18,133,106	\$ 8,181,723

2022 Budget



GENERAL FUND

Account Number	Account Description	FY 2022 Budget	FY 2021 Budget	Change From 2021 to 2022	
				increases or (decreases)	
				\$	%
FUND BALANCE					
01-279-000	Fund Balance Forward	986,190	1,575,372	(589,182)	-37.40%
<u>REVENUES</u>					
<u>REAL PROPERTY TAXES</u>					
01-301-100	R.E. Taxes - Current	1,938,149	1,908,931	29,218	1.53%
01-301-200	R.E. Taxes - Prior	7,000	7,000	-	0.00%
01-301-300	R.E. Taxes - Delinquent	60,000	70,000	(10,000)	-14.29%
01-301-600	Real Estate Taxes- Interim	10,000	10,000	-	0.00%
	Subtotal	2,015,149	1,995,931	19,218	0.96%
<u>LOCAL TAX ENABLING ACT (511)</u>					
01-310-110	Real Estate Transfer Taxes	300,000	300,000	-	0.00%
01-310-210	Earned Income Taxes	4,950,000	4,460,000	490,000	10.99%
01-310-310	Mercantile Taxes	325,000	300,000	25,000	8.33%
01-310-360	Business Privilege Taxes	3,200,000	2,850,000	350,000	12.28%
01-310-510	Local Services Taxes	318,000	315,000	3,000	0.95%
	Subtotal	9,093,000	8,225,000	868,000	10.55%
<u>BUSINESS LICENSES & PERMITS</u>					
01-321-320	Junkyard Licenses	-	-	-	0.00%
01-321-350	Contractors Licenses	12,000	12,000	-	0.00%
01-321-360	Apartment Lic./Professional &	215,000	215,000	-	0.00%
01-321-610	Vendor Licenses/Transient Reta	-	-	-	0.00%
01-321-730	Amusement Machines	-	-	-	0.00%
01-321-800	Franchise Fees	150,000	150,000	-	0.00%
01-321-820	Highway Permits	15,000	15,000	-	0.00%
	Subtotal	392,000	392,000	-	0.00%

GENERAL FUND

Account Number	Account Description	FY 2022 Budget	FY 2021 Budget	Change From 2021 to 2022	
				increases or (decreases)	
				\$	%
<u>REVENUES</u>					
<u>NON-BUSINESS LICENSES & PERMITS</u>					
01-322-100	Rental Inspections	90,000	90,000	-	0.00%
01-322-900	Deed Registrations	1,000	1,000	-	0.00%
	Subtotal	91,000	91,000	-	0.00%
<u>FINES and FORFEITS</u>					
01-331-100	Clerk of Court Fines	3,500	3,500	-	0.00%
01-331-110	Motor Vehicle Violations	28,000	28,000	-	0.00%
01-331-112	Non-Traffic Violations	6,500	6,500	-	0.00%
01-331-120	Ordinance Violations/Restituti	3,000	3,000	-	0.00%
01-331-121	Other Fines	900	900	-	0.00%
01-331-140	Parking Violations - fines	65,000	65,000	-	0.00%
	Subtotal	106,900	106,900	-	0.00%
<u>INTEREST EARNINGS</u>					
01-341-100	Interest Earnings	49,382	49,382	-	0.00%
01-341-500	Interest 7-Tower	31,651	32,500	(849)	-2.61%
	Subtotal	81,033	81,882	(849)	-1.04%
<u>RENTS AND ROYALTIES</u>					
01-342-100	Rental of Boro Property	300,000	300,000	-	0.00%
01-342-200	Community Garden Plots	-	-	-	0.00%
01-342-300	Rent of Dog Park	3,000	2,000	1,000	50.00%
	Subtotal	303,000	302,000	1,000	0.33%
<u>INTERGOVERNMENTAL REVENUES</u>					
01-350-000	Intergovernmental Revenue	-	-	-	0.00%
01-351-020	Towing Revenues	1,000	1,000	-	0.00%
01-351-025	Community Development Salary R	21,000	21,000	-	0.00%
	Subtotal	22,000	22,000	-	0.00%
<u>OPERATING & CAPITAL GRANTS</u>					
01-354-016	Recycling and Other Grants	45,000	45,000	-	0.00%
01-354-030	State Aid for Ice Control	11,500	11,500	-	0.00%
	Subtotal	56,500	56,500	-	0.00%

GENERAL FUND

Account Number	Account Description	FY 2022 Budget	FY 2021 Budget	Change From 2021 to 2022	
				increases or (decreases)	
				\$	%
<u>REVENUES</u>					
<u>STATE SHARED REVENUE</u>					
01-355-010	Public Utility Realty Taxes	8,700	8,700	-	0.00%
01-355-040	Liquor License Refund/Beverage	3,900	3,900	-	0.00%
01-355-050	Pension System State Aid	339,744	339,744	-	0.00%
	Subtotal	352,344	352,344	-	0.00%
<u>GRANTS AND CONTRIBUTIONS</u>					
01-356-100	County Payment in Lieu of Taxes	2,600	2,600	-	0.00%
01-357-300	Community Dvlpment Block Grant	-	-	-	0.00%
	Subtotal	2,600	2,600	-	0.00%
<u>GENERAL GOVERNMENT -CHARGES FOR SERVICES</u>					
01-361-300	Land Development	15,000	15,000	-	0.00%
01-361-320	Zoning Review Charges & CDBG R	6,000	6,000	-	0.00%
01-361-330	Zoning Permits	3,000	3,000	-	0.00%
01-361-340	Zoning Hearing Fees	9,000	9,000	-	0.00%
	Subtotal	33,000	33,000	-	0.00%
<u>PUBLIC SAFETY</u>					
01-362-100	Reimb OT/Spec Police Serv	11,000	11,000	-	0.00%
01-362-110	Photo Copies- Reports	3,000	3,000	-	0.00%
01-362-210	Fire Dept Reports	-	-	-	0.00%
01-362-331	State PD Fines & Penalties	1,500	1,500	-	0.00%
01-362-400	UCC Fees	1,500	1,500	-	0.00%
01-362-410	Building Permits	100,000	100,000	-	0.00%
01-362-411	Sidewalk Cafe Permits	800	800	-	0.00%
01-362-420	Electrical Permits	40,000	40,000	-	0.00%
01-362-430	Plumbing Permits	25,000	25,000	-	0.00%
01-362-450	U & O Permits	20,000	20,000	-	0.00%
01-362-470	Banner Permits	-	-	-	0.00%
01-362-480	Fire Dept Permits	15,000	15,000	-	0.00%
01-362-481	Fire Inspection Fee	15,000	15,000	-	0.00%
01-362-500	Crossing Guards/CSD	14,000	14,000	-	0.00%
	Subtotal	246,800	246,800	-	0.00%

GENERAL FUND

Account Number	Account Description	FY 2022 Budget	FY 2021 Budget	Change From 2021 to 2022	
				increases or (decreases)	
				\$	%
<u>REVENUES</u>					
<u>HIGHWAYS AND STREETS</u>					
01-363-210	Parking Meter Revenues	50,000	50,000	-	0.00%
01-363-211	Parking Deck Meter Monies	12,500	12,500	-	0.00%
01-363-220	Parking Permits	14,000	14,000	-	0.00%
01-363-240	Parking Decks - Fees	2,500	2,500	-	0.00%
	Subtotal	79,000	79,000	-	0.00%
<u>SANITATION</u>					
01-364-500	Commerical Trash Fees	-	-	-	0.00%
01-364-510	Apartment Trash Fees	60,000	60,000	-	0.00%
01-364-515	Trash & Recycle Cart Purchase	-	-	-	0.00%
01-364-520	Recycling Rebate	-	-	-	0.00%
01-364-530	Bulk Pick-up	3,000	3,000	-	0.00%
	Subtotal	63,000	63,000	-	0.00%
<u>HEALTH</u>					
01-365-500	Medical Insurance Contribution	-	-	-	0.00%
	Subtotal	-	-	-	0.00%
<u>CULTURE RECREATION</u>					
01-367-200	Recreation Program Fees	164,000	164,000	-	0.00%
01-367-205	Recreation Discount Tickets	10,000	10,000	-	0.00%
01-367-210	Recreation Member Fees	15,000	15,000	-	0.00%
01-367-220	Special Event Income	20,000	19,000	1,000	5.26%
01-367-400	Fellowship House Use Fees	50,000	50,000	-	0.00%
	Subtotal	259,000	258,000	1,000	0.39%
<u>CONTRIBUTIONS AND DONATIONS</u>					
01-387-354	Contributions for Special Events	-	-	-	0.00%
	Subtotal	-	-	-	0.00%
<u>GENERAL REVENUE</u>					
01-389-000	Misc. Revenue Unclassified	40,000	40,000	-	0.00%
01-389-100	Admin/Collection Fees	2,500	2,500	-	0.00%
01-389-200	General Fees	-	-	-	0.00%
01-389-800	WC Reimb - Prop, Liab. & WC Pr	-	-	-	0.00%
	Subtotal	42,500	42,500	-	0.00%

GENERAL FUND

Account Number	Account Description	FY 2022 Budget	FY 2021 Budget	Change From 2021 to 2022	
				increases or (decreases)	
<u>REVENUES</u>				\$	%
<u>SALE OF PERSONAL PROPERTY</u>					
01-391-100	Sale of Borough Assets	-	-	-	0.00%
	Subtotal	-	-	-	0.00%
<u>PROCEEDS OF GENERAL LONG-TERM DEBT</u>					
01-393-100	Principal - 7 Tower	11,000	11,000	-	0.00%
	Subtotal	11,000	11,000	-	0.00%
<u>UNCLASSIFIED OPERATING REVENUES</u>					
01-395-000	Refunds - Prior Yr. Expenses	-	-	-	0.00%
01-395-100	Claims and Refunds	-	-	-	0.00%
01-395-300	Transportation Svc. Refund	-	-	-	0.00%
	Subtotal	-	-	-	0.00%
TOTAL OPERATING REVENUES		13,249,826	12,361,457	888,369	7.19%
TOTAL ALL SOURCES & FUND EQUITY		14,236,016	13,936,829	299,187	2.15%

GENERAL FUND

Account Number	Account Description	FY 2022	FY 2021	Change From 2021 to 2022	
		Budget	Budget	increases or (decreases)	
<i>EXPENDITURES</i>				\$	%
<u><i>Legislative Body</i></u>					
01-400-105	Salary - Council & Mayor	21,924	21,924	-	0.00%
01-400-192	FICA	1,359	1,359	-	0.00%
01-400-193	Medicare	318	318	-	0.00%
01-400-210	Council & Mayoral Operating Expense	10,000	10,000	-	0.00%
01-400-317	Media Production & Communication	12,000	11,900	100	0.84%
01-400-341	Advertising - Non Legal	5,000	5,000	-	0.00%
01-400-352	Public Officials Liability	20,167	23,086	(2,919)	-12.64%
01-400-420	Dues, Subscriptions & Memberships	4,000	4,000	-	0.00%
01-400-460	Association Meetings & Conference	4,000	4,000	-	0.00%
01-400-531	Community Outreach & Assistance	102,425	85,675	16,750	19.55%
	Subtotal	181,193	167,262	13,931	8.33%
<u><i>Office of the Borough Manager</i></u>					
01-401-110	Salary - Management & Administration	150,010	144,205	5,805	4.03%
01-401-192	FICA	9,704	9,344	360	3.85%
01-401-193	Medicare	2,269	2,185	84	3.84%
01-401-194	Unemployment Compensation	500	285	215	75.44%
01-401-195	Workers Compensation	292	271	21	7.74%
01-401-196	Health Insurance	38,655	38,655	-	0.00%
01-401-198	AD&D, Life & Disability	670	670	-	0.00%
01-401-199	Medical Reimbursement	500	500	-	0.00%
01-401-210	Office Supplies & Operating	1,000	1,000	-	0.00%
01-401-213	Copier Expense	-	-	-	0.00%
01-401-215	Postage	1,000	1,000	-	0.00%
01-401-216	Office Equipment	1,000	1,000	-	0.00%
01-401-217	Other Office Expenses	500	500	-	0.00%
01-401-321	Tele-Data	2,600	2,600	-	0.00%
01-401-331	Vehicle Expense and Reimbursement	6,000	6,000	-	0.00%
01-401-341	Advertising	500	500	-	0.00%
01-401-353	Bonding - Manager	1,213	1,213	-	0.00%
01-401-420	Dues/Subscriptions/Memberships	1,000	1,000	-	0.00%
01-401-460	Meetings & Professional Development	1,500	1,500	-	0.00%
	Subtotal	218,913	212,428	6,485	3.05%

GENERAL FUND

Account Number	Account Description	FY 2022 Budget	FY 2021 Budget	Change From 2021 to 2022	
				increases or (decreases)	
EXPENDITURES					
<u>Finance</u>					
01-402-112	Salaries and Wages	153,354	148,026	5,328	3.60%
01-402-192	FICA	9,570	9,240	330	3.57%
01-402-193	Medicare	2,238	2,161	77	3.56%
01-402-194	Unemployment Compensation	1,000	570	430	75.44%
01-402-195	Workers Compensation	299	278	21	7.47%
01-402-196	Health Insurance	59,418	59,418	-	0.00%
01-402-198	AD&D, Life & Disability	1,074	1,016	58	5.71%
01-402-199	Medical Reimbursement	1,000	1,000	-	0.00%
01-402-210	Office Supplies & Operating	3,000	3,000	-	0.00%
01-402-215	Postage	850	850	-	0.00%
01-402-311	Independent Audit	23,500	23,500	-	0.00%
01-402-312	Finance & Compliance Consulting	40,000	40,000	-	0.00%
01-402-317	Finance and HR Software Maintenance	35,500	35,500	-	0.00%
01-402-321	Tele-Data	1,550	1,550	-	0.00%
01-402-353	Bonding	1,213	1,213	-	0.00%
01-402-390	Bank Charges [& Borough Admin]	26,500	26,500	-	0.00%
01-402-460	Meetings & Professional Development	1,000	1,000	-	0.00%
	Subtotal	361,066	354,822	6,244	1.76%
<u>Tax Collection</u>					
01-403-117	Real Estate - Tax Collection	20,259	20,259	-	0.00%
01-403-192	FICA	1,257	1,257	-	0.00%
01-403-193	Medicare	294	294	-	0.00%
01-403-310	Income Tax Collector- EIT	60,000	60,000	-	0.00%
01-403-317	Real Estate - Tax Collector	2,000	2,000	-	0.00%
01-403-318	BPT and Mercantile	78,000	75,000	3,000	4.00%
01-403-353	Tax Collector Bond	292	292	-	0.00%
	Subtotal	162,102	159,102	3,000	1.89%
<u>Legal Services</u>					
01-404-314	Legal Fees - Solicitor	95,000	90,000	5,000	5.56%
01-404-317	Legal Fees - Labor	50,000	50,000	-	0.00%
01-404-318	Legal Fees - Special Counsel	180,000	185,000	(5,000)	-2.70%
01-404-341	Legal Advertisements	1,500	1,500	-	0.00%
01-404-342	Legal Code Update	4,500	4,500	-	0.00%
	Subtotal	331,000	331,000	-	0.00%

GENERAL FUND

Account Number	Account Description	FY 2022 Budget	FY 2021 Budget	Change From 2021 to 2022	
				increases or (decreases) \$	%
EXPENDITURES					
<u>General Government Administration</u>					
01-406-112	Salaries and Wages	292,405	283,443	8,962	3.16%
01-406-192	FICA	18,284	17,728	556	3.14%
01-406-193	Medicare	4,276	4,146	130	3.14%
01-406-194	Unemployment Compensation	2,500	1,425	1,075	75.44%
01-406-195	Workers Compensation	569	533	36	6.76%
01-406-196	Health Insurance	142,240	134,097	8,143	6.07%
01-406-197	Pension	167,154	162,495	4,659	2.87%
01-406-198	AD&D, Life & Disability	2,214	2,059	155	7.52%
01-406-199	Medical Reimbursement	2,500	2,500	-	0.00%
01-406-210	Office Supplies & Operating	6,000	6,000	-	0.00%
01-406-213	Copier Lease	6,000	6,000	-	0.00%
01-406-215	Postage/Copier	1,200	1,200	-	0.00%
01-406-216	Office Equipment	5,000	5,000	-	0.00%
01-406-321	Tele-Data	10,000	10,000	-	0.00%
01-406-331	Travel Expense	-	-	-	0.00%
01-406-341	Advertising	2,500	2,500	-	0.00%
01-406-342	Printing - Open Records Mgt	4,000	4,000	-	0.00%
01-406-352	Helipad and Terroism Insurance	2,900	2,900	-	0.00%
01-406-460	Professional Development	5,000	3,000	2,000	66.67%
	Subtotal	674,742	649,026	25,716	3.96%
<u>Information Technology</u>					
01-407-263	Computers & Hardware	11,350	11,350	-	0.00%
01-407-264	Computer Service	18,762	15,000	3,762	25.08%
01-407-270	Computers Software	-	-	-	0.00%
01-407-420	Subscriptions/Memberships	3,945	5,293	(1,348)	-25.47%
01-407-452	Prof. Services: Web and Tech	20,000	20,000	-	0.00%
01-407-453	Web Design/Maintenance	2,420	2,420	-	0.00%
	Subtotal	56,477	54,063	2,414	4.47%
<u>Professional Services</u>					
01-408-313	Engineering Fees	70,000	70,000	-	0.00%
01-408-314	Planning & Architectural Fees	25,000	25,000	-	0.00%
01-408-317	Traffic Engineering General	15,000	15,000	-	0.00%
01-408-319	Collaterals & Communications	2,000	2,000	-	0.00%
	Subtotal	112,000	112,000	-	0.00%

GENERAL FUND

Account Number	Account Description	FY 2022 Budget	FY 2021 Budget	Change From 2021 to 2022	
				increases or (decreases)	
<i>EXPENDITURES</i>					
<i>Building and Property</i>					
01-409-112	Salaries and Wages	77,002	75,130	1,872	2.49%
01-409-191	Uniforms	400	300	100	33.33%
01-409-192	FICA	4,830	4,708	122	2.59%
01-409-193	Medicare	1,130	1,101	29	2.63%
01-409-194	Unemployment Compensation	500	285	215	75.44%
01-409-195	Workers Compensation	5,574	6,279	(704)	-11.22%
01-409-196	Health Insurance	37,495	37,495	-	0.00%
01-409-198	AD&D, Life & Disability	543	517	26	5.03%
01-409-199	Medical Reimbursement	500	500	-	0.00%
01-409-220	Operating & Maintenance	60,000	50,000	10,000	20.00%
01-409-226	Cleaning Supplies	5,000	5,000	-	0.00%
01-409-227	Sanitation Supplies	15,000	15,000	-	0.00%
01-409-231	Vehicle Fuel	1,800	1,800	-	0.00%
01-409-236	Building Supplies	10,000	10,000	-	0.00%
01-409-238	Uniforms	2,000	2,000	-	0.00%
01-409-255	Vehicle Repair & Maintenance	1,500	1,500	-	0.00%
01-409-317	Real Estate Tax Expense	41,500	41,000	500	1.22%
01-409-321	Tele-Data	10,000	10,000	-	0.00%
01-409-323	Alarm Maint/Service	3,500	3,500	-	0.00%
01-409-342	Printing	1,000	1,000	-	0.00%
01-409-350	Property/Liability / Umbrella	6,589	5,688	900	15.83%
01-409-361	Electric	90,000	90,000	-	0.00%
01-409-362	Gas	4,000	4,000	-	0.00%
01-409-366	Water	13,800	13,800	-	0.00%
01-409-370	Green Space General Expenses	4,000	4,000	-	0.00%
01-409-371	Landscape Improvements: Trees & Greenery	6,000	6,000	-	0.00%
01-409-372	General Repairs Bldg/Plant	15,000	15,000	-	0.00%
01-409-450	Warranties & Service Agreements	28,700	25,000	3,700	14.80%
01-409-451	Custodial Services	52,000	52,000	-	0.00%
01-409-454	Pest Control	6,000	6,000	-	0.00%
01-409-456	Work Order and Inventory System	4,000	2,000	2,000	100.00%
01-409-720	Holiday Decorations	8,000	8,000	-	0.00%
Subtotal		517,363	498,603	18,760	3.76%

GENERAL FUND

Account Number	Account Description	FY 2022	FY 2021	Change From 2021 to 2022	
		Budget	Budget	increases or (decreases)	
EXPENDITURES				\$	%
<i>Police Services</i>					
01-410-110	Salary - Chief, Lt, & Sergeant	711,409	694,118	17,291	2.49%
01-410-112	Wages - Patrol Officers	1,865,482	1,800,379	65,103	3.62%
01-410-113	Wages - Police Clerks	106,647	103,541	3,106	3.00%
01-410-115	Wages - Part Time Police	-	-	-	0.00%
01-410-117	Fire Police	5,500	5,500	-	0.00%
01-410-118	Wages - Parking Enforcement	67,936	65,957	1,979	3.00%
01-410-119	Wages - Crossing Guards	58,715	57,019	1,696	2.97%
01-410-180	Wages - OT - Uniform	180,000	180,000	-	0.00%
01-410-185	Sick Time Buyout	56,364	54,590	1,774	3.25%
01-410-186	Uniform Maintenance	13,900	13,900	-	0.00%
01-410-188	Education Bonus & Reimbursement	28,000	28,000	-	0.00%
01-410-189	Shift Differential	39,520	39,520	-	0.00%
01-410-192	FICA	192,924	186,559	6,365	3.41%
01-410-193	Medicare	45,119	44,587	532	1.19%
01-410-194	Unemployment Compensation	16,500	9,035	7,465	82.62%
01-410-195	Workers Compensation	143,173	164,240	(21,067)	-12.83%
01-410-196	Health Insurance	847,899	886,002	(38,103)	-4.30%
01-410-197	Pension	586,048	667,237	(81,189)	-12.17%
01-410-198	AD&D, Life & Disability	14,958	14,852	106	0.71%
01-410-199	Medical Reimbursement	11,000	11,000	-	0.00%
01-410-210	Office Supplies & Operating	6,500	6,500	-	0.00%
01-410-213	Copier Supplies & Expense	-	-	-	0.00%
01-410-214	Computer Supplies	1,500	1,500	-	0.00%
01-410-215	Postage	2,300	2,300	-	0.00%
01-410-216	Sup/Equip-Armory/Weapons	15,000	15,000	-	0.00%
01-410-226	Supplies - Investigations	1,200	1,200	-	0.00%
01-410-229	Prisoner Food	150	150	-	0.00%
01-410-231	Gas Oil & Anti-freeze	41,000	41,000	-	0.00%
01-410-238	Uniforms - Police	14,000	14,000	-	0.00%
01-410-239	Uniforms - Crossing Guards	2,000	2,000	-	0.00%
01-410-240	Uniforms - Parking Enforcement	1,500	1,500	-	0.00%
01-410-255	Vehicle Repair/Maint	31,000	31,000	-	0.00%
01-410-260	Equipment Purchases	9,000	9,000	-	0.00%
01-410-262	Ammunition & Firearms	11,000	11,000	-	0.00%
01-410-264	Tactical Team Expenses	6,500	6,500	-	0.00%
01-410-265	Detective Division Expense	8,500	8,500	-	0.00%

GENERAL FUND

Account Number	Account Description	FY 2022	FY 2021	Change From 2021 to 2022	
		Budget	Budget	increases or (decreases)	
EXPENDITURES				\$	%
	<i>Police Services- Continued</i>			-	0.00%
01-410-266	Bike Unit Expense	1,500	1,500	-	0.00%
01-410-267	Traffic Safety Unit Expense	2,500	2,500	-	0.00%
01-410-270	Computer Software	4,000	4,000	-	0.00%
01-410-301	Civil Service Comm. & Supplies	15,000	15,000	-	0.00%
01-410-303	Information Search Service	5,600	5,000	600	12.00%
01-410-314	Special Legal Services	13,000	13,000	-	0.00%
01-410-315	Police Testing & Psych Evaluat	1,500	1,500	-	0.00%
01-410-318	Professional Services	27,000	2,000	25,000	1250.00%
01-410-321	Tele-Data	38,000	38,000	-	0.00%
01-410-325	Livescan fees/Maintenance	13,000	13,000	-	0.00%
01-410-326	Radio Fees & Equipment	8,500	8,500	-	0.00%
01-410-331	Travel Expenses	5,500	5,500	-	0.00%
01-410-341	Advertising Expenses/Signs & P	4,000	4,000	-	0.00%
01-410-350	Professional Liability & Umbrella	97,245	89,497	7,747	8.66%
01-410-351	Vehicle Insurance	14,617	17,166	(2,549)	-14.85%
01-410-355	Insurance Deductibles	2,300	2,300	-	0.00%
01-410-370	Bldg Repair & Maintenance	11,000	11,000	-	0.00%
01-410-374	Parking Meter Expenses	4,000	4,000	-	0.00%
01-410-384	Lease- Office equipment-Copier	7,500	6,000	1,500	25.00%
01-410-420	Associations Dues & Membership	2,400	2,400	-	0.00%
01-410-450	Hospital Out-Patient Services	1,500	1,500	-	0.00%
01-410-452	Computer Service & Repair	15,000	10,000	5,000	50.00%
01-410-453	Computer Software Contract	17,600	14,000	3,600	25.71%
01-410-460	Meeting Attendance, Seminars,	6,500	6,500	-	0.00%
01-410-751	Furniture & Fixtures	1,000	1,000	-	0.00%
	Subtotal	5,462,006	5,456,049	5,957	0.11%

GENERAL FUND

Account Number	Account Description	FY 2022	FY 2021	Change From 2021 to 2022	
		Budget	Budget	increases or (decreases)	
EXPENDITURES				\$	%
<i>Fire Services</i>					
01-411-112	Fire Inspectors (2)	173,369	165,889	7,480	4.51%
01-411-115	Fire Chief & Assistants	20,000	19,000	1,000	5.26%
01-411-155	Fire Marshall & EMC Officer Stipend	10,000	10,000	-	0.00%
01-411-192	FICA	12,671	11,587	1,084	9.36%
01-411-193	Medicare	2,963	2,710	253	9.34%
01-411-194	Unemployment Compensation	4,000	1,995	2,005	100.50%
01-411-195	Workers Compensation	45,910	48,689	(2,779)	-5.71%
01-411-196	Health Insurance	77,310	77,310	-	0.00%
01-411-197	Firefighters Relief	3,207	14,245	(11,038)	-77.49%
01-411-198	AD&D, Life & Disability	973	961	12	1.26%
01-411-199	Medical Reimbursement	1,000	1,000	-	0.00%
01-411-210	Office Supplies & Operating	2,000	2,000	-	0.00%
01-411-220	Fire Preventions	3,000	3,000	-	0.00%
01-411-231	Gas Oil Anti-freeze	8,000	8,000	-	0.00%
01-411-238	Fire gear and Equipment: Companies	8,000	8,000	-	0.00%
01-411-249	Fire Equipment	10,000	10,000	-	0.00%
01-411-250	Fire Hose & Ladder Testing	16,000	16,000	-	0.00%
01-411-252	Computer Service & Repair	1,500	1,500	-	0.00%
01-411-263	Hardware and Peripherals	1,000	1,000	-	0.00%
01-411-270	Computers Software	6,000	5,000	1,000	20.00%
01-411-300	Meeting Attendance & Training	3,500	2,500	1,000	40.00%
01-411-321	Tele-Data	5,000	5,000	-	0.00%
01-411-336	Vehicle Repair and Maintenance	2,000	2,000	-	0.00%
01-411-338	FM Vehicle Repair & Maint.	3,000	2,000	1,000	50.00%
01-411-350	Property/Liability Insurance	5,484	4,734	749	15.83%
01-411-351	Vehicle Insurance	8,222	9,656	(1,434)	-14.85%
01-411-363	Hydrant water	36,000	36,000	-	0.00%
01-411-374	Equipment and Repair	4,000	4,000	-	0.00%
01-411-420	Assoc./Membership Dues/Subscriptions	2,000	2,000	-	0.00%
01-411-500	Borough Appropriations	161,600	161,600	-	0.00%
	Subtotal	637,709	637,376	333	0.05%

GENERAL FUND

Account Number	Account Description	FY 2022	FY 2021	Change From 2021 to 2022	
		Budget	Budget	increases or (decreases)	
				\$	%
EXPENDITURES					
<i>Licenses & Inspections</i>					
01-413-112	Salaries & Wages	178,877	165,362	13,515	8.17%
01-413-192	FICA	11,183	10,345	838	8.10%
01-413-193	Medicare	2,615	2,419	196	8.10%
01-413-194	Unemployment Compensation	1,500	855	645	75.44%
01-413-195	Workers Compensation	624	637	(13)	-2.04%
01-413-196	Health Insurance	82,305	91,843	(9,538)	-10.39%
01-413-198	AD&D, Life & Disability	1,315	1,262	53	4.20%
01-413-199	Medical Reimbursement	1,500	1,500	-	0.00%
01-413-210	Office Supplies & Operating	4,000	4,000	-	0.00%
01-413-215	Postage	1,500	1,500	-	0.00%
01-413-231	Auto Expenses - Gas, Oil	4,000	4,000	-	0.00%
01-413-238	Code Department Uniforms	2,000	2,000	-	0.00%
01-413-242	Code Enforcement Expenses	4,000	4,000	-	0.00%
01-413-255	Vehicle Repair & Maintenance	4,000	3,000	1,000	33.33%
01-413-270	Computer Equipment	2,000	2,000	-	0.00%
01-413-321	Tele-Data	5,000	5,000	-	0.00%
01-413-350	Property/Liability Insurance	6,386	5,513	873	15.83%
01-413-351	Vehicle Insurance	1,827	2,146	(319)	-14.85%
01-413-401	Bldg Permit Surcharge Fee	2,500	2,500	-	0.00%
01-413-420	Association Dues	1,000	1,000	-	0.00%
01-413-450	Contracted Inspection Services	240,000	240,000	-	0.00%
01-413-452	Contracted Srvs-Computer	7,000	5,000	2,000	40.00%
01-413-460	Meetings/Seminars/Code Cert Se	3,000	2,000	1,000	50.00%
	Subtotal	568,132	557,882	10,250	1.84%

GENERAL FUND

Account Number	Account Description	FY 2022 Budget	FY 2021 Budget	Change From 2021 to 2022	
				increases or (decreases)	
EXPENDITURES					
<u>Community Development and Zoning</u>					
01-414-105	Salary - Zoning Hearing Board	5,000	5,000	-	0.00%
01-414-112	Salaries - Community Development	43,251	41,991	1,260	3.00%
01-414-192	FICA	2,682	2,603	79	3.03%
01-414-193	Medicare	627	609	18	2.96%
01-414-194	Unemployment Compensation	500	285	215	75.44%
01-414-195	Worker Compensation	180	200	(20)	-10.17%
01-414-196	Health Insurance	9,539	9,539	-	0.00%
01-414-198	AD&D, Life & Disability	8	8	-	0.00%
01-414-199	Medical Reimbursement	-	-	-	0.00%
01-414-210	Office Supplies & Operating	1,000	1,000	-	0.00%
01-414-215	Postage	2,100	2,100	-	0.00%
01-414-216	Zoning & Subdivision Books	500	500	-	0.00%
01-414-314	Zoning Solicitor	50,000	50,000	-	0.00%
01-414-318	Professional Fees	140,000	140,000	-	0.00%
01-414-319	Court Reporter	15,000	10,000	5,000	50.00%
01-414-321	Tele-Data	950	950	-	0.00%
01-414-331	Travel Expense: Gas, Oil & Mail	250	375	(125)	-33.33%
01-414-341	Advertising	15,000	15,000	-	0.00%
01-414-420	Association Dues & Memberships	300	300	-	0.00%
01-414-460	Meetings/Seminars/Training	1,500	1,500	-	0.00%
	Subtotal	288,387	281,960	6,427	2.28%
<u>Emergency Management & Services</u>					
01-415-242	Planning and Exercises	40,000	40,000	-	0.00%
	Subtotal	40,000	40,000	-	0.00%

GENERAL FUND

Account Number	Account Description	FY 2022	FY 2021	Change From 2021 to 2022	
		Budget	Budget	increases or (decreases)	
<i>EXPENDITURES</i>				\$	%
<i>Public Services</i>					
<i>Sanitation</i>					
01-427-112	Salaries - Sanitation	540,800	476,112	64,688	13.59%
01-427-180	Salary - Overtime	30,000	30,000	-	0.00%
01-427-191	Uniforms	3,600	2,400	1,200	50.00%
01-427-210	Office Supplies & Operating	2,000	2,000	-	0.00%
01-427-227	Supplies	2,500	2,500	-	0.00%
01-427-231	Vehicle Fuel	30,000	27,000	3,000	11.11%
01-427-242	Alarm System	3,000	3,000	-	0.00%
01-427-248	Recycle/Compost Supplies	12,000	10,000	2,000	20.00%
01-427-255	Vehicle Repair and Maintenance	45,000	45,000	-	0.00%
01-427-320	Equipment Purchases Radio	5,000	5,000	-	0.00%
01-427-367	Dumping Fees	250,000	250,000	-	0.00%
01-427-470	CDL Renewal Fees	1,000	800	200	25.00%
	Subtotal	924,900	853,812	71,088	8.33%
<i>Administration and Street</i>					
01-430-112	Salary - Highway	438,873	473,117	(34,244)	-7.24%
01-430-130	Wages - Seasonal	51,418	49,920	1,498	3.00%
01-430-180	Salary - Overtime	30,000	30,000	-	0.00%
01-430-191	Uniforms	2,000	1,500	500	33.33%
01-430-192	FICA	68,460	66,101	2,359	3.57%
01-430-193	Medicare	16,011	15,459	552	3.57%
01-430-194	Unemployment Compensation	8,500	4,560	3,940	86.40%
01-430-195	Workers Compensation	79,347	88,932	(9,585)	-10.78%
01-430-196	Health Insurance	363,390	352,057	11,333	3.22%
01-430-198	AD&D, Life & Disability	7,543	6,866	677	9.86%
01-430-199	Medical Reimbursement	7,500	7,000	500	7.14%
01-430-231	Vehicle Fuel	18,000	16,500	1,500	9.09%
01-430-238	Uniforms	4,700	3,500	1,200	34.29%
01-430-244	Supplies - Agricultural	10,000	10,000	-	0.00%
01-430-245	Highway Supplies	22,000	22,000	-	0.00%
01-430-255	Vehicle Repair and Maintenance	30,000	30,000	-	0.00%
01-430-315	Medical Exams & Supplies	4,000	4,000	-	0.00%
01-430-316	Computer Service	3,000	3,000	-	0.00%
01-430-321	Tele-Data	9,000	9,000	-	0.00%
01-430-341	Advertising	1,000	1,000	-	0.00%
01-430-350	Property/Liability Insurance	17,425	15,043	2,381	15.83%
01-430-351	Vehicle Insurance	24,666	28,967	(4,301)	-14.85%
01-430-361	Electric	5,000	5,000	-	0.00%
<i>Administration and Street- Continued</i>					
01-430-362	Gas	5,000	5,000	-	0.00%
01-430-366	Water	2,000	2,000	-	0.00%
01-430-373	Bldg Repair & Maintenance	25,000	25,000	-	0.00%
01-430-374	Equipment Repair & Maintenance	20,000	18,000	2,000	11.11%
01-430-376	Repair & Maint. Plymouth Creek	6,000	6,000	-	0.00%
01-430-384	Equipment Rental	10,000	10,000	-	0.00%
01-430-456	Work Order and Inventory System	3,000	3,000	-	0.00%
01-430-460	Meetings, Seminars & Training	5,000	5,000	-	0.00%
	Subtotal	1,297,833	1,317,523	(19,690)	-1.49%

GENERAL FUND

Account Number	Account Description	FY 2022 Budget	FY 2021 Budget	Change From 2021 to 2022	
				increases or (decreases)	
				\$	%
EXPENDITURES					
<u>Highway Maint - Snow and Ice Removal</u>					
01-432-000	Snow and Ice Removal	50,000	50,000	-	0.00%
	Subtotal	50,000	50,000	-	0.00%
<u>Highway Maint - Signals & Signs</u>					
01-433-240	Street Signs & Markings	15,000	15,000	-	0.00%
01-433-246	One Call Program Costs	1,200	1,200	-	0.00%
01-433-374	Street & Traffic Light Maintenance	-	-	-	0.00%
	Subtotal	16,200	16,200	-	0.00%
<u>Highway Maint - Highways & Bridges</u>					
01-438-001	Roads/Bridges Repair & Maint.	-	-	-	0.00%
01-438-338	Traffic/Transportation Service	-	-	-	0.00%
01-438-339	Transit Reimbursement	-	-	-	0.00%
	Subtotal	-	-	-	0.00%
<u>Parking</u>					
01-445-380	Parking Garage Fees	85,100	62,500	22,600	36.16%
	Subtotal	85,100	62,500	22,600	36.16%

GENERAL FUND

Account Number	Account Description	FY 2022	FY 2021	Change From 2021 to 2022	
		Budget	Budget	increases or (decreases)	
EXPENDITURES				\$	%
<i>Recreation Services Administration</i>					
01-451-112	Salaries - Recreation & Parks	186,799	169,128	17,671	10.45%
01-451-115	Wages: Part Time	178,820	155,345	23,475	15.11%
01-451-130	Wages: Seasonal	21,093	22,113	(1,020)	-4.61%
01-451-192	FICA	24,069	21,581	2,488	11.53%
01-451-193	Medicare	5,629	5,047	582	11.53%
01-451-194	Unemployment Compensation	8,000	3,480	4,520	129.89%
01-451-195	Workers Compensation	753	637	116	18.20%
01-451-196	Health Insurance	90,447	98,073	(7,626)	-7.78%
01-451-198	AD&D, Life & Disability	1,567	1,481	86	5.81%
01-451-199	Medical Reimbursement	1,500	1,500	-	0.00%
01-451-210	Office Supplies & Operating	3,600	3,600	-	0.00%
01-451-213	Copier Expense	5,000	5,000	-	0.00%
01-451-215	Postage	200	200	-	0.00%
01-451-227	General Supplies	1,500	1,500	-	0.00%
01-451-236	Operating Equipment & Supplies	13,000	13,000	-	0.00%
01-451-237	Discount Tickets	8,000	16,000	(8,000)	-50.00%
01-451-238	Uniforms	1,000	1,000	-	0.00%
01-451-247	Athletic Supplies	10,000	10,000	-	0.00%
01-451-249	CRC Operating Expenses	40,000	40,000	-	0.00%
01-451-321	Tele-Data	3,500	3,500	-	0.00%
01-451-336	Transportation-Automobile Rental	5,000	5,000	-	0.00%
01-451-341	Advertising	9,800	9,800	-	0.00%
01-451-390	Credit Card Fees	500	500	-	0.00%
01-451-452	Contracted IT/Networking Services	6,000	6,000	-	0.00%
01-451-453	Rec Software	3,500	3,400	100	2.94%
01-451-454	Recreational Supplies	13,500	13,500	-	0.00%
01-451-455	Recreation Programs	100,000	110,000	(10,000)	-9.09%
01-451-460	Professional Development	1,400	1,400	-	0.00%
01-451-470	Drug Testing/Employee Clearances	1,500	1,500	-	0.00%
01-451-500	Special Events	26,000	26,000	-	0.00%
	Subtotal	771,677	749,285	22,392	2.99%

GENERAL FUND

Account Number	Account Description	FY 2022 Budget	FY 2021 Budget	Change From 2021 to 2022	
				increases or (decreases)	
<i>EXPENDITURES</i>					
<i>Participant Recreation - Facilities</i>					
				\$	%
01-452-220	Operating & Maintenance: LED Lighting	5,000	5,000	-	0.00%
01-452-234	General Maint	2,500	2,500	-	0.00%
01-452-350	Insurance-Property /Liability	5,717	4,936	781	15.83%
01-452-361	Electric	30,000	30,000	-	0.00%
01-452-366	Water & Fire pump	5,000	5,000	-	0.00%
01-452-372	Maint Supplies-Ground	5,000	5,000	-	0.00%
01-452-373	Maint Supplies-Facilities	5,000	5,000	-	0.00%
01-452-374	Equipment Repair	3,000	3,000	-	0.00%
01-452-440	Sanitation Services	40,000	40,000	-	0.00%
01-452-450	Contracted Services	9,500	9,500	-	0.00%
01-452-454	Pest Control	1,000	1,000	-	0.00%
	Subtotal	111,717	110,936	781	0.70%

GENERAL FUND

Account Number	Account Description	FY 2022 Budget	FY 2021 Budget	Change From 2021 to 2022	
				increases or (decreases)	
				\$	%
<i>EXPENDITURES</i>					
<i>Parks</i>					
01-454-221	Recreation Chemical Programs	35,000	35,000	-	0.00%
01-454-227	Sanitation Supplies	2,000	2,000	-	0.00%
01-454-236	Building Supplies	3,000	3,000	-	0.00%
01-454-239	Tree & Turf Maintenance - B and Sucliffe	30,000	20,000	10,000	50.00%
01-454-302	Other - Dog Park	5,000	5,000	-	0.00%
01-454-361	Electric	12,000	12,000	-	0.00%
01-454-366	Water	10,000	10,000	-	0.00%
01-454-371	Parks - Property Improvements	10,000	10,000	-	0.00%
01-454-372	R & M Property	25,000	25,000	-	0.00%
01-454-373	R & M Buildings	25,000	25,000	-	0.00%
01-454-374	R & M Equipment	5,000	5,000	-	0.00%
01-454-440	Sanitation Services	2,000	2,000	-	0.00%
01-454-454	Pest Control	5,000	5,000	-	0.00%
01-454-500	Special Events	7,500	5,000	2,500	50.00%
	Subtotal	176,500	164,000	12,500	7.62%

GENERAL FUND

Account Number	Account Description	FY 2022 Budget	FY 2021 Budget	Change From 2021 to 2022	
				increases or (decreases)	
				\$	%
EXPENDITURES					
<i>General Expenditures</i>					
01-480-126	Compensation & Operating Adjustments	115,000	25,000	90,000	360.00%
01-480-350	Insurances	-	-	-	0.00%
01-480-540	Contributions	1,000	1,000	-	0.00%
01-480-700	Contingencies	75,000	75,000	-	0.00%
01-480-800	Refunds for Prior Year Revenue	-	-	-	0.00%
	Subtotals	191,000	101,000	90,000	89.11%
TOTAL OPERATING EXPENDITURES		13,236,016	12,936,829	299,187	2.31%
RESULT FROM OPERATIONS		13,810	(575,372)	589,182	-102.40%
<i>Interfund Transfers</i>					
01-492-018	To Capital	-	-	-	0.00%
01-492-030	To Capital Reserve Fund	500,000	500,000	-	0.00%
01-492-068	To OPEB Trust	500,000	500,000	-	0.00%
01-492-095	To Operating Reserve	-	-	-	0.00%
	Subtotal	1,000,000	1,000,000	-	0.00%
TOTAL EXPENDITURES WITH TRANSFERS		14,236,016	13,936,829	299,187	2.15%
NET FUND SURPLUS/(DEFICIT)		-	-	-	0.00%

STREET LIGHTING FUND

Account Number	Account Description	FY 2022 Budget	FY 2021 Budget	Change From 2020 to 2021	
				increases or (decreases) \$	%
FUND BALANCE					
02-279-000	Fund Balance Forward	13,424	12,053	1,371	11.37%
REVENUES					
<i>REAL PROPERTY TAXES</i>					
02-301-100	Real Estate Taxes - Current	106,451	104,846	1,605	1.53%
	TOTAL	106,451	104,846	1,605	1.53%
<i>INTEREST EARNINGS</i>					
02-341-000	Interest Earnings	125	558	(433)	-77.60%
	TOTAL	125	558	(433)	-77.60%
<i>INTERFUND OPERATING TRANSFERS</i>					
02-392-020	Transfer from General	-	-	-	0.00%
	TOTAL	-	-	-	0.00%
TOTAL CURRENT REVENUES		106,576	105,404	1,172	1.11%
TOTAL AVAILABLE BALANCE		120,000	117,457	2,543	2.17%
EXPENDITURES					
<i>GENERAL ADMINISTRATION</i>					
02-434-361	Street Lighting - Electric	75,000	72,457	2,543	3.51%
02-434-374	Street Lighting	30,000	30,000	-	0.00%
02-434-740	LED Lighting	15,000	15,000	-	0.00%
	TOTAL	120,000	117,457	2,543	2.17%
TOTAL EXPENDITURES		120,000	117,457	2,543	2.17%
NET FUND SURPLUS/(DEFICIT)		-	-	-	0.00%

FIRE PROTECTION FUND

Account Number	Account Description	FY 2022 Budget	FY 2021 Budget	Change From 2020 to 2021 increases or (decreases)	
				\$	%
FUND BALANCE					
03-279-000	Fund Balance Forward	-	-	-	0.00%
REVENUES					
<i>REAL PROPERTY TAXES</i>					
03-301-100	Real Estate Taxes - Current	79,600	78,400	1,200	1.53%
	TOTAL	79,600	78,400	1,200	1.53%
<i>INTEREST EARNINGS</i>					
03-341-000	Interest Earnings	75	313	(238)	-76.04%
	TOTAL	75	313	(238)	-76.04%
<i>STATE SHARED REVENUES</i>					
03-355-070	Foreign Fire/Casualty Tax	68,200	66,863	1,337	2.00%
	TOTAL	68,200	66,863	1,337	2.00%
TOTAL CURRENT REVENUES		147,875	145,576	2,299	1.58%
TOTAL AVAILABLE BALANCE		147,875	145,576	2,299	1.58%
EXPENDITURES					
<i>GENERAL ADMINISTRATION</i>					
03-411-530	Contribution to Companies	79,675	78,713	962	1.22%
03-450-700	Foreign Fire/Casualty Tax	68,200	66,863	1,337	2.00%
	TOTAL	147,875	145,576	2,299	1.58%
TOTAL EXPENDITURES		147,875	145,576	2,299	1.58%
NET FUND SURPLUS/(DEFICIT)		-	-	-	0.00%

LIBRARY FUND

Account Number	Account Description		FY 2022	FY 2021	Change From 2020 to 2021	
			Budget	Budget	increases or (decreases)	
					\$	%
FUND BALANCE						
04-279-000	Fund Balance Forward		-	-	-	0.00%
REVENUES						
<i>REAL PROPERTY TAXES</i>						
04-301-100	Real Estate Taxes - Current		53,067	52,267	800	1.53%
		TOTAL	53,067	52,267	800	1.53%
<i>INTEREST EARNINGS</i>						
04-341-000	Interest Earnings		10	55	(45)	-81.82%
		TOTAL	10	55	(45)	-81.82%
TOTAL CURRENT REVENUES			53,077	52,322	755	1.44%
TOTAL AVAILABLE BALANCE			53,077	52,322	755	1.44%
EXPENDITURES						
<i>GENERAL ADMINISTRATION</i>						
04-456-366	Library Contribution		53,077	52,322	755	1.44%
		TOTAL	53,077	52,322	755	1.44%
TOTAL EXPENDITURES			53,077	52,322	755	1.44%
NET FUND SURPLUS/(DEFICIT)			-	-	-	0.00%

PARK AND REC IMPACT FUND

Account Number	Account Description		FY 2022	FY 2021	Change From 2020 to 2021	
			Budget	Budget	increases or (decreases)	
					\$	%
FUND BALANCE						
05-279-000	Fund Balance		167,185	141,004	26,181	18.57%
REVENUES						
<i>INTEREST EARNINGS</i>						
05-341-000	Interest on Investments		315	996	(681)	-68.37%
		TOTAL	315	996	(681)	-68.37%
<i>GENERAL GOVERNMENT</i>						
05-361-400	Impact Fees		8,000	8,000	-	0.00%
		TOTAL	8,000	8,000	-	0.00%
TOTAL CURRENT REVENUES			8,315	8,996	(681)	-7.57%
TOTAL AVAILABLE BALANCE			175,500	150,000	25,500	17.00%
EXPENDITURES						
<i>GENERAL ADMINISTRATION</i>						
05-492-018	Transfer to Capital		175,500	150,000	25,500	17.00%
		TOTAL	175,500	150,000	25,500	17.00%
TOTAL EXPENDITURES			175,500	150,000	25,500	17.00%
NET FUND SURPLUS/(DEFICIT)			-	-	-	0.00%

CAPITAL FUND

Account Number	Account Description	FY 2022 Budget	FY 2021 Budget	Change From 2020 to 2021	
				increases or (decreases) \$	%
FUND BALANCE					
18-279-000	Fund Balance Forward	1,298,000	1,567,643	(269,643)	-17.20%
REVENUES					
<i>INTEREST EARNINGS</i>					
18-341-100	Interest on Investments	2,000	5,007	(3,007)	-60.06%
	TOTAL	2,000	5,007	(3,007)	-60.06%
<i>GRANTS AND CONTRIBUTIONS</i>					
18-357-100	Grant Proceeds	-	-	-	0.00%
	TOTAL	-	-	-	0.00%
<i>INTERFUND TRANSFERS</i>					
18-392-005	From Park and Rec Impact Fee	175,500	150,000	25,500	17.00%
18-392-300	From Capital Reserve	175,000	-	175,000	0.00%
	TOTAL	350,500	150,000	200,500	133.67%
TOTAL CURRENT REVENUES		352,500	155,007	197,493	127.41%
TOTAL AVAILABLE BALANCE		1,650,500	1,722,650	(72,150)	-4.19%
EXPENDITURES					
<i>CAPITAL PROJECTS AND EQUIPMENT</i>					
<i>GENERAL ADMINISTRATION</i>					
18-401-760	Office of Borough Manager and Administration	93,487	22,194	71,293	321.23%
18-403-313	Engineering	246,000	189,000	57,000	30.16%
18-409-700	Borough Facilities (General)	-	-	-	0.00%
18-410-760	Police: Vehicles and Equipment	151,638	192,415	(40,777)	-21.19%
18-411-760	Fire and Emergency Services	88,920	162,159	(73,239)	-45.16%
18-427-720	CRC Rowing Equipment Lease	-	-	-	0.00%
18-430-740	Public Services: Equipment & Facilities	96,700	311,822	(215,122)	-68.99%
18-433-313	Engineering Traffic Control	635,000	386,000	249,000	64.51%
18-454-371	Parks and Recreation	175,500	194,000	(18,500)	-9.54%
18-458-700	Capital Improvements and Grants	163,255	240,000	(76,745)	-31.98%
	TOTAL	1,650,500	1,697,590	(47,090)	-2.77%
<i>INTERFUND TRANSFERS</i>					
18-492-023	Transfer to Debt Service	-	25,059	(25,059)	-100.00%
	TOTAL	-	25,059	(25,059)	-100.00%
TOTAL EXPENDITURES with Transfers		1,650,500	1,722,650	(72,150)	-4.19%
NET FUND SURPLUS/(DEFICIT)		0	-	0	0.00%

DEBT SERVICE FUND

Account Number	Account Description	FY 2022 Budget	FY 2021 Budget	Change From 2020 to 2021 increases or (decreases)	
				\$	%
FUND BALANCE					
23-279-000	Fund Balance Forward	167,000	-	167,000	0.00%
REVENUES					
REAL PROPERTY TAXES					
23-301-100	Real Estate Taxes - Current	679,206	668,967	10,239	1.53%
	TOTAL	679,206	668,967	10,239	1.53%
INTEREST EARNINGS					
23-341-100	Interest	150	488	(338)	-69.26%
	TOTAL	150	488	(338)	-69.26%
INTERFUND TRANSFERS					
23-392-018	Transfer from Capital Fund	-	25,059	(25,059)	-100.00%
	TOTAL	-	25,059	(25,059)	-100.00%
TOTAL CURRENT REVENUES		679,356	694,514	(15,158)	-2.18%
TOTAL AVAILABLE BALANCE		846,356	694,514	151,842	21.86%
EXPENDITURES					
DEBT PRINCIPAL					
23-471-550	GON 2014 - Tax Exempt Series A	162,800	311,800	(149,000)	-47.79%
23-471-554	GON 2014 - Tax Exempt Series B	70,300	121,200	(50,900)	-42.00%
23-471-555	GON 2014 - Taxable Series	32,600	63,500	(30,900)	-48.66%
	TOTAL	265,700	496,500	(230,800)	-46.49%
DEBT INTEREST					
23-472-200	GON 2014 - Tax Exempt Series A	120,231	127,683	(7,452)	-5.84%
23-472-201	GON 2014 - Tax Exempt Series B	91,803	40,873	50,930	124.61%
23-472-202	GON 2014 - Taxable Series	60,361	29,458	30,903	104.91%
	TOTAL	272,395	198,014	74,381	37.56%
TOTAL EXPENDITURES		538,095	694,514	(156,419)	-22.52%
NET FUND SURPLUS/(DEFICIT)		308,261	-	308,261	100.00%

CAPITAL RESERVE FUND

Account Number	Account Description	FY 2022 Budget	FY 2021 Budget	Change From 2020 to 2021 increases or (decreases)	
				\$	%
FUND BALANCE					
30-279-000	Fund Balance Forward	6,589,290	6,616,364	(27,074)	-0.41%
REVENUES					
<i>INTEREST EARNINGS</i>					
30-341-000	Interest on Investments	8,000	54,964	(46,964)	-85.45%
	TOTAL	8,000	54,964	(46,964)	-85.45%
<i>SALE OF PROPERTY</i>					
30-391-100	Sale of Borough Assets	-	-	-	0.00%
	TOTAL	-	-	-	0.00%
<i>INTERFUND TRANSFERS</i>					
30-392-001	From General	500,000	500,000	-	0.00%
	TOTAL	500,000	500,000	-	0.00%
TOTAL CURRENT REVENUES		508,000	554,964	(46,964)	-8.46%
TOTAL AVAILABLE BALANCE		7,097,290	7,171,328	(74,038)	-1.03%
EXPENDITURES					
<i>GENERAL ADMINISTRATION</i>					
30-492-180	Transfer to Capital Fund	175,000	-	175,000	0.00%
	TOTAL	175,000	-	175,000	0.00%
TOTAL EXPENDITURES		175,000	-	175,000	0.00%
NET FUND SURPLUS/(DEFICIT)		6,922,290	7,171,328	(249,038)	-3.47%

HIGHWAY AID FUND

Account Number	Account Description	FY 2022 Budget	FY 2021 Budget	Change From 2020 to 2021 increases or (decreases)	
				\$	%
FUND BALANCE					
35-279-000	Fund Balance Forward	415,000	414,535	465	0.11%
REVENUES					
<i>INTEREST EARNINGS</i>					
35-341-100	Interest on Investments	100	4,815	(4,715)	-97.92%
	TOTAL	100	4,815	(4,715)	-97.92%
<i>STATE SHARED REVENUES</i>					
35-355-020	Motor Vehicle Fuel Taxes	188,203	185,465	2,738	1.48%
	TOTAL	188,203	185,465	2,738	1.48%
TOTAL CURRENT REVENUES		188,303	190,280	(1,977)	-1.04%
TOTAL AVAILABLE BALANCE		603,303	604,815	(1,512)	-0.25%
EXPENDITURES					
<i>CONSTRUCTION & PAVING</i>					
35-439-060	Pavement Resurfacing & Street Repair	533,303	544,315	(11,012)	-2.02%
35-439-313	Traffic Engineering	70,000	60,500	9,500	15.70%
	TOTAL	603,303	604,815	(1,512)	-0.25%
TOTAL EXPENDITURES		603,303	604,815	(1,512)	-0.25%
NET FUND SURPLUS/(DEFICIT)		-	-	-	0.00%

HOME PROGRAM FUND

Account Number	Account Description	FY 2022 Budget	FY 2021 Budget	Change From 2020 to 2021 increases or (decreases)	
				\$	%
FUND BALANCE					
41-279-000	Unreserved Fund Balance	-	-	-	#DIV/0!
REVENUES					
<i>INTEREST EARNINGS</i>					
41-341-000	Interest on Investments	40	1,214	(1,174)	-96.71%
	TOTAL	40	1,214	(1,174)	-96.71%
<i>GRANTS AND CONTRIBUTIONS</i>					
41-357-100	Grant Proceeds	225,000	208,000	17,000	8.17%
	TOTAL	225,000	208,000	17,000	8.17%
TOTAL CURRENT REVENUES		225,040	209,214	15,826	7.56%
TOTAL AVAILABLE BALANCE		225,040	209,214	15,826	7.56%
EXPENDITURES					
<i>GENERAL ADMINISTRATION</i>					
41-464-300	Home Program Contractors Bills	200,000	198,000	2,000	1.01%
41-464-400	Home Program - Consultant Fees	25,040	11,214	13,826	123.29%
	TOTAL	225,040	209,214	15,826	7.56%
TOTAL EXPENDITURES		225,040	209,214	15,826	7.56%
NET FUND SURPLUS/(DEFICIT)		-	-	-	0.00%

ECONOMIC DEVELOPMENT FUND

Account Number	Account Description	FY 2022 Budget	FY 2021 Budget	Change From 2020 to 2021 increases or (decreases)	
				\$	%
FUND BALANCE					
43-279-000	Unreserved Fund Balance	-	-	-	#DIV/0!
REVENUES					
INTEREST EARNINGS					
43-341-000	Interest on Investments	-	12	(12)	-100.00%
	TOTAL	-	12	(12)	-100.00%
GRANTS AND CONTRIBUTIONS					
43-357-100	Grant Proceeds	200,000	110,523	89,477	80.96%
	TOTAL	200,000	110,523	89,477	80.96%
TOTAL CURRENT REVENUES		200,000	110,535	89,465	80.94%
TOTAL AVAILABLE BALANCE		200,000	110,535	89,465	80.94%
EXPENDITURES					
GENERAL ADMINISTRATION					
43-414-130	CD Salary	18,000	18,000	-	0.00%
43-465-300	Contractors Bills - Econo.	157,000	80,535	76,465	94.95%
43-465-400	Economic Develop. Consultant F	25,000	12,000	13,000	108.33%
	TOTAL	200,000	110,535	89,465	80.94%
TOTAL EXPENDITURES		200,000	110,535	89,465	80.94%
NET FUND SURPLUS/(DEFICIT)		-	-	-	0.00%

MARY WOOD PARK FUND

Account Number	Account Description	FY 2022 Budget	FY 2021 Budget	Change From 2020 to 2021 increases or (decreases)	
				\$	%
FUND BALANCE					
80-279-000	Fund Balance	62,000	52,000	10,000	19.23%
REVENUES					
<i>INTEREST EARNINGS</i>					
80-341-100	Interest on Investments	4	4	-	0.00%
	TOTAL	4	4	-	0.00%
<i>GRANTS AND CONTRIBUTIONS</i>					
80-310-100	Deposits - Trust	17,900	17,900	-	0.00%
	TOTAL	17,900	17,900	-	0.00%
TOTAL CURRENT REVENUES		17,904	17,904	-	0.00%
TOTAL AVAILABLE BALANCE		79,904	69,904	10,000	14.31%
EXPENDITURES					
<i>GENERAL ADMINISTRATION</i>					
80-409-220	Expenses	8,700	8,700	-	0.00%
	TOTAL	8,700	8,700	-	0.00%
TOTAL EXPENDITURES		8,700	8,700	-	0.00%
NET FUND SURPLUS/(DEFICIT)		71,204	61,204	10,000	16.34%

OPERATING RESERVE FUND

Account Number	Account Description		FY 2022	FY 2021	Change From 2020 to 2021	
			Budget	Budget	increases or (decreases)	
					\$	%
FUND BALANCE						
95-279-000	Fund Balance		878,868	875,000	3,868	0.44%
REVENUES						
<i>INTEREST EARNINGS</i>						
95-341-100	Interest on Investments		1,100	6,706	(5,606)	-83.60%
		TOTAL	1,100	6,706	(5,606)	-83.60%
<i>INTERFUND OPERATING TRANSFERS</i>						
95-392-001	Operating Transfer In-General Fund			-	-	0.00%
		TOTAL	-	-	-	0.00%
TOTAL CURRENT REVENUES			1,100	6,706	(5,606)	-83.60%
TOTAL AVAILABLE BALANCE			879,968	881,706	(1,738)	-0.20%
EXPENDITURES						
<i>GENERAL ADMINISTRATION</i>						
		TOTAL	-	-	-	0.00%
TOTAL EXPENDITURES			-	-	-	0.00%
NET FUND SURPLUS/(DEFICIT)			879,968	881,706	(1,738)	-0.20%