

BOROUGH OF CONSHOHOCKEN
FISCAL YEAR 2021
BUDGET



BOROUGH COUNCIL

Colleen Leonard, President
Tina Sokolowski, Vice President
Robert Stokley, Senior Member
Anita Barton, Member
James Griffin, Member
Jane Flanagan, Member
Karen Tutino, Member

MAYOR

Yaniv Aronson

Stephanie Cecco, Borough Manager

Introduction

The 2021 budget process was extremely efficient. Council, the Mayor and the Administrative staff worked collectively to meet and exceed all timelines as prescribed by Borough Code. The 2021 budget is submitted in accordance with the Ordinance(s) of the Borough and Laws of the Commonwealth, specifically Borough Code and related laws. The 2021 Budget is balanced with fund equity and revenues matching estimated expenditures. It reflects, as accurately as possible, the estimated revenues and expenditures for the 2021 calendar year. The budget includes all of Borough Council's priorities and goals for the fiscal year. The 2021 Budget does not include a tax increase. Conshohocken Borough millage will remain at 4.5 mills for the 2021 fiscal year. The budget encompasses capital equipment and projects and continues allocating resources to reserve and emergency funds to ensure the financial stability of the Borough in the future. The budget illustrates the many services that the community receives as a result of their tax dollars. It also exemplifies that the Borough works hard on a regular basis to provide quality service to its constituents. Lastly, the budget encompasses goals and objectives for each Department in the Borough. These goals and objectives are justification for the expenditures in 2021.

We, as administrators, are honored to serve the Borough of Conshohocken. Not just the elected officials, but also the residents, business owners and community groups. It is our belief that through this 2021 budget and continued collaboration between these three entities that the Borough can continue to evolve forward with the ultimate goal of enhancing the quality of life in Conshohocken.

Sincerely,

Stephanie Cecco

Stephanie Cecco
Borough Manager

Overview of Borough Funds

Conshohocken Borough has multiple accounting funds. Major funds consist of the primary operating fund, also known as the general fund, and capital fund. Secondary accounts consist of special tax levy and fiduciary funds. Special tax levy funds are funded through millage rate and are restricted by law to specific purposes. They consist of the Street Light Fund, Fire Protection Fund, Library Fund and Debt Service Fund. Fiduciary funds consist of the police and non-uniformed pension funds and the OPEB Trust. Reserve funds consist of the capital reserve fund and operating reserve fund. The purpose of the reserve funds is to help ensure the financial stability of the Borough in the future. The budget consists of additional funds including: Highway Aid, Economic Development, Home Program, Park and Rec Impact, and Mary Wood Park.

Below is a short description of each fund and its function within the overall budget.

1. The *General Fund* is the chief operating fund of the Borough and includes core services by department such as administration, police, public services, fire services, engineering, licenses and inspections, professional services, legal services, parks and recreation. The fund receives 3.0533 mills from real estate tax. It is important to note that the overall increase from FY20 to FY21 is 2.75% with the majority of the increase coming from contractual obligations.
2. The *Street Lighting Fund* receives .1677 mills from real estate tax to support operation and maintenance of streetlights in the Borough. The Borough continues to invest in LED lighting with the goal of decreasing future energy costs.
3. The *Fire Protection Fund* receives .1254 mills from real estate tax. The Fund and corresponding levy was established for the following purpose: "to assist fire companies in the Borough with the purchase, removal and repair of fire engines, fire apparatus or fire hoses, the purchase of land upon which to erect a firehouse or firehouses, the employment of career firefighters, or for general operations, " in accordance with section 1302(6) of the Borough code.
4. The *Library Fund* receives .0836 mills from real estate tax. The fund and corresponding levy was established for the following purpose: "to maintain and/or aid in maintaining the Conshohocken Free Library as a local library."
5. The *Debt Service Fund* receives 1.07 mills from real estate tax. This fund was created to account for the debt that is being created by General Obligation Notes associated with the construction of Borough Hall.
6. The *Capital Fund* was created to account for anticipated capital expenditures such as investment in assets annually.
7. The *Capital Reserve Fund* and *Operating Reserve Fund* are funds created to ensure the financial stability of the Borough in the future as permitted by Borough Code. The

Operating Reserve fund may not exceed 25% of the estimated revenues of the Borough's general fund in a budget's current fiscal year.

8. The *OPEB Trust* was created in FY2019. This Trust was created with the intent of annually allocating reserve funds specifically to cover future costs of post employment benefits.
9. The *Police and Non-Uniform Pension Funds* account for all pension related funds and transactions.
10. The *Highway Aid Fund* utilizes Liquid Fuels dollars received from the Commonwealth of Pennsylvania. Use of liquid fuels dollars are restricted by law for specific roadway purposes.
11. The *Economic Development Fund* accounts for all community development and associated grant activities.
12. The *Home Program Fund* accounts for home program assistance and qualifying home improvement grant activities administered by Borough administration.
13. The *Mary Wood Park Fund* covers expenditures relative to the Mary Wood Park Property as approved by the Mary Wood Park Commission and Borough Council.
14. The *Park and Rec Impact Fund* accounts for all monies generated from development whereby Council and the applicant agreed to a payment of a fee in lieu of dedication of land. This fund is earmarked specifically for the purpose of providing park and recreational facilities within the Borough of Conshohocken.

Budget Preparation Team

Stephanie Cecco, Borough Manager
Z. Raymond Sokolowski, Executive Director of Operations
Brittany Rogers, Executive Assistant to the Borough Manager
Angela Orr, Director of Administrative Services
Julie Davis, Finance Consultant
George Metz, Superintendent of Police
Tim Gunning, Fire Chief
Lauren Irizarry, Director of Recreation Services
Christine Stetler, Community Development and Grants Manager
Eric Johnson, Zoning Officer
Kate Kosmin, Communications and Special Events Manager

Thank you to all Borough staff for their hard work during the budget process and to our elected officials for all of their guidance and direction from commencement to completion.

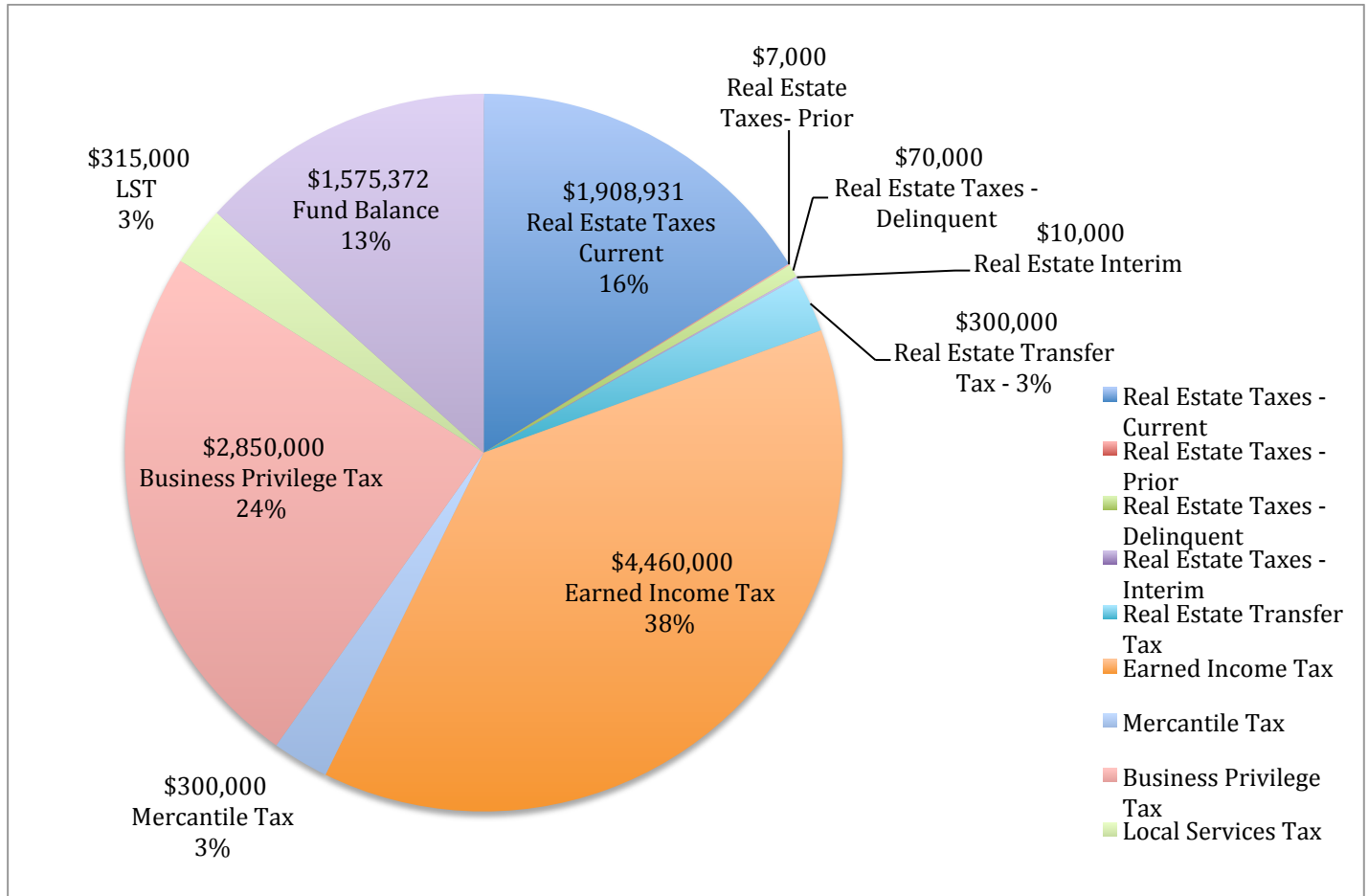
2021 Budget Highlights

Borough Council had a special budget workshop to develop goals and objectives for FY2021. The following funding priorities were identified and are reflected in the budget:

- No tax increase
- Continued investment into reserve funds and OPEB Trust to ensure financial viability for the long-term
- Investment into Public Safety by funding part-time firefighters, fire stipend program, fire rescue boats, police vehicles, body cameras, Narberth Ambulance appropriation, PPE gear and equipment for Emergency Management
- Continued investment into Public Services with updated equipment
- Continued investment into Recreation Services for improved Quality of Life with an outdoor fitness court and spin bikes
- Funds allocated for Grants and capital engineering projects
- Conservative financial planning for the future. While the Borough will continue to plan for the future, unfortunately, we also must be conservative as the fiscal impacts of COVID-19 are still unknown and evolving. The Borough relies on a healthy economy for a large portion of annual revenue. As the crisis continues to unfold, the impact on the Borough's bottom line will be driven by revenue generated from income, wages and real estate. An important factor will be whether or not our industries and businesses were exposed to coronavirus-related employment declines. All of these factors will affect revenues available to meet the health, safety and welfare of residents and visitors and could affect long-term capital planning timelines. It is our expectation that the Borough will feel economic effects of COVID-19 over the course of the next year, which is why we did not budget for a significant increase in annual revenues. Fiscal planning for the future, therefore, will be adjusted accordingly as applicable.

Primary Revenue Sources

Real Estate and business taxes are the primary sources of revenue for the Borough along with Fund Equity. The strong commercial real estate market continues to result in higher than normal real estate transfer, earned income and business privilege/mercantile tax income.



Real Estate Tax - Where Do Resident Tax Dollars Go?

Millage rate is the amount per \$1,000 used to calculate taxes on a property. One mill represents \$1 in taxes per \$1,000 in tax-assessed value. For example, consider a home's assessed value is \$108,000. Then 1 mill of tax would equal \$108. The Borough's total millage rate in 2020 was 31.713 mills. This means the homeowner owes \$31.713 in taxes for every \$1,000 in tax-assessed value. In this example, that would amount to \$3,425 in property taxes annually.

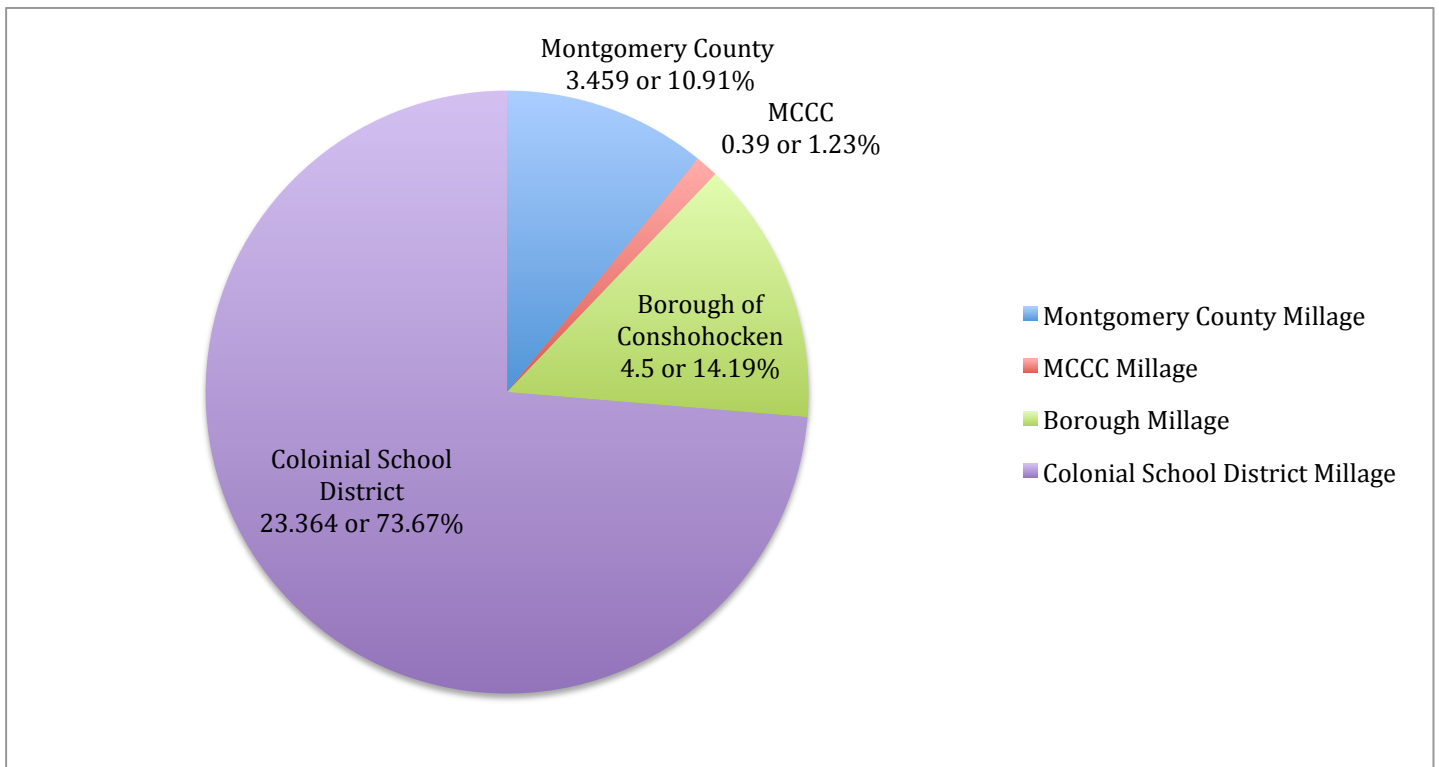
In 2020, the millage rate for a Conshohocken resident was broken out into four categories totaling 31.713:

- 2020 Montgomery County Millage = 3.459
- 2020 Montgomery County Community College Millage = 0.39
- **2020 Borough Millage = 4.5**
- 2020 Colonial School District Millage = 23.364

If we continue with our example, this would mean that this homeowner would owe the following annual costs in property tax:

- **Amount owed to the Borough = \$486 (\$108 x 4.5)**
- Amount owed to County = \$373.57 (\$108 x 3.459)
- Amount owed to MCCC = \$42.12 (\$108 x .39)
- Amount owed to Colonial School District = \$2,523.31 (\$108 x 23.364)

The chart below illustrates where a resident's tax dollars go based on 2020 millage rates. In this example, this particular property owner would owe approximately \$40.50 a month to the Borough for the following services: trash removal, recycling, snow plowing, upgraded parks, police protection, fire protection, emergency services, code enforcement, permitting, community center, rowing center and access to free special events.



Real Estate Tax - The Value of One Mill

The total estimated assessed value of real estate for 2021 is \$646,980,324. Total revenue based on 4.5 mills accounting for penalties, delinquent taxes and discounts is \$2,813,411.

Millage Tax Rate and Revenues by Fund

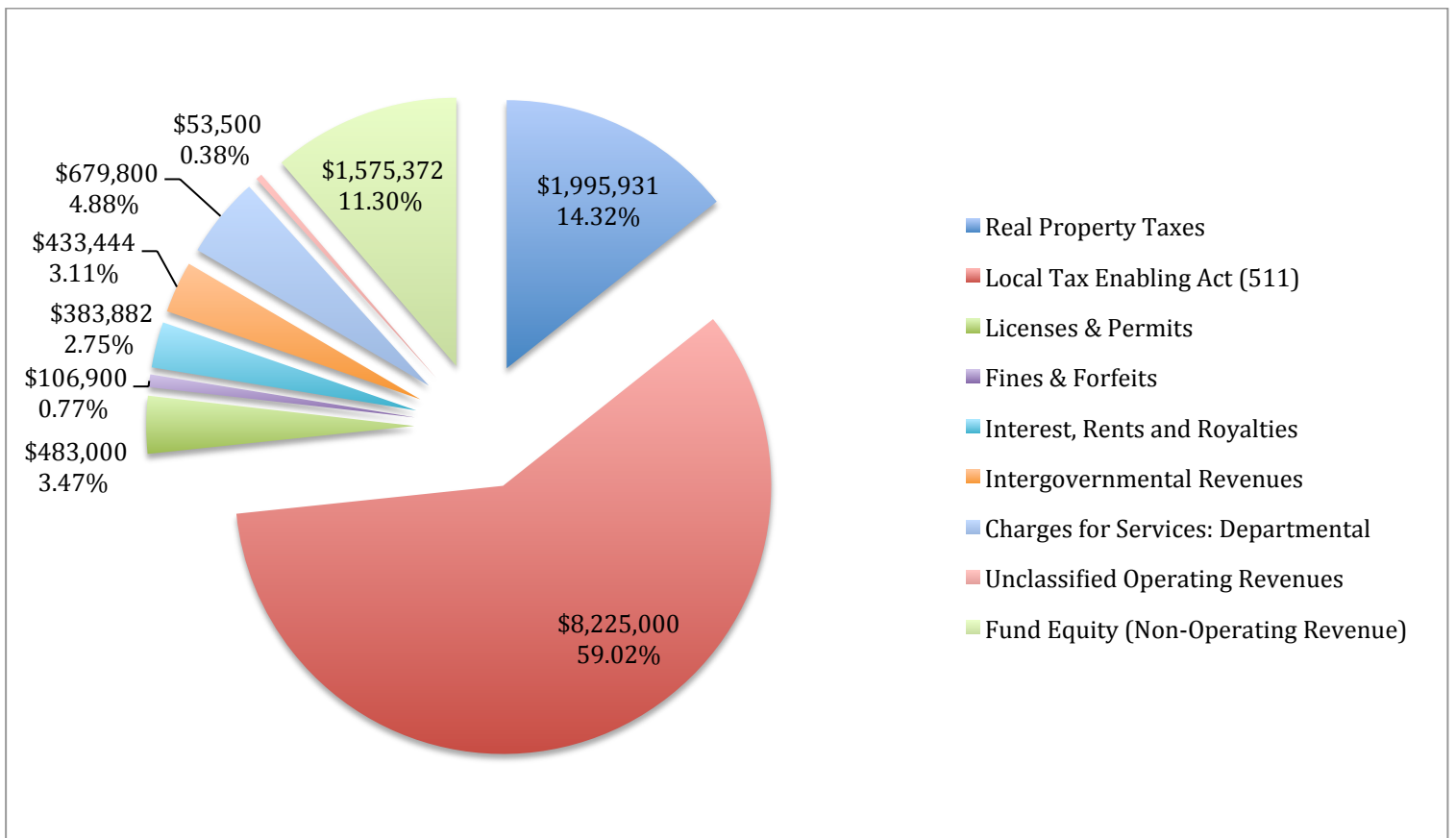
Fund	FY 2021 Levy	FY 2021 Tax Revenue
General Fund	3.0533	\$1,908,931
Street Lighting Fund	0.1677	\$104,846
Fire Protection Fund	0.1254	\$78,400
Library Fund	0.0836	\$52,267
Debt Service Fund	1.07	\$668,967
Total	4.50	\$2,813,411

Millage Tax Rate and Revenues by Fund FY 2020 v. FY 2021

Fund	FY 20 Levy	FY 20 Revenue	FY 21 Levy	FY 21 Revenue
General	3.0533	\$1,895,347	3.0533	\$1,908,931
Street Lighting	0.1677	\$104,100	0.1677	\$104,846
Fire Protection	0.1254	\$77,842	0.1254	\$78,400
Library	0.0836	\$51,895	0.0836	\$52,267
Debt Service	1.07	\$664,206	1.07	\$668,967
Total	4.50	\$2,793,390	4.50	\$2,813,411

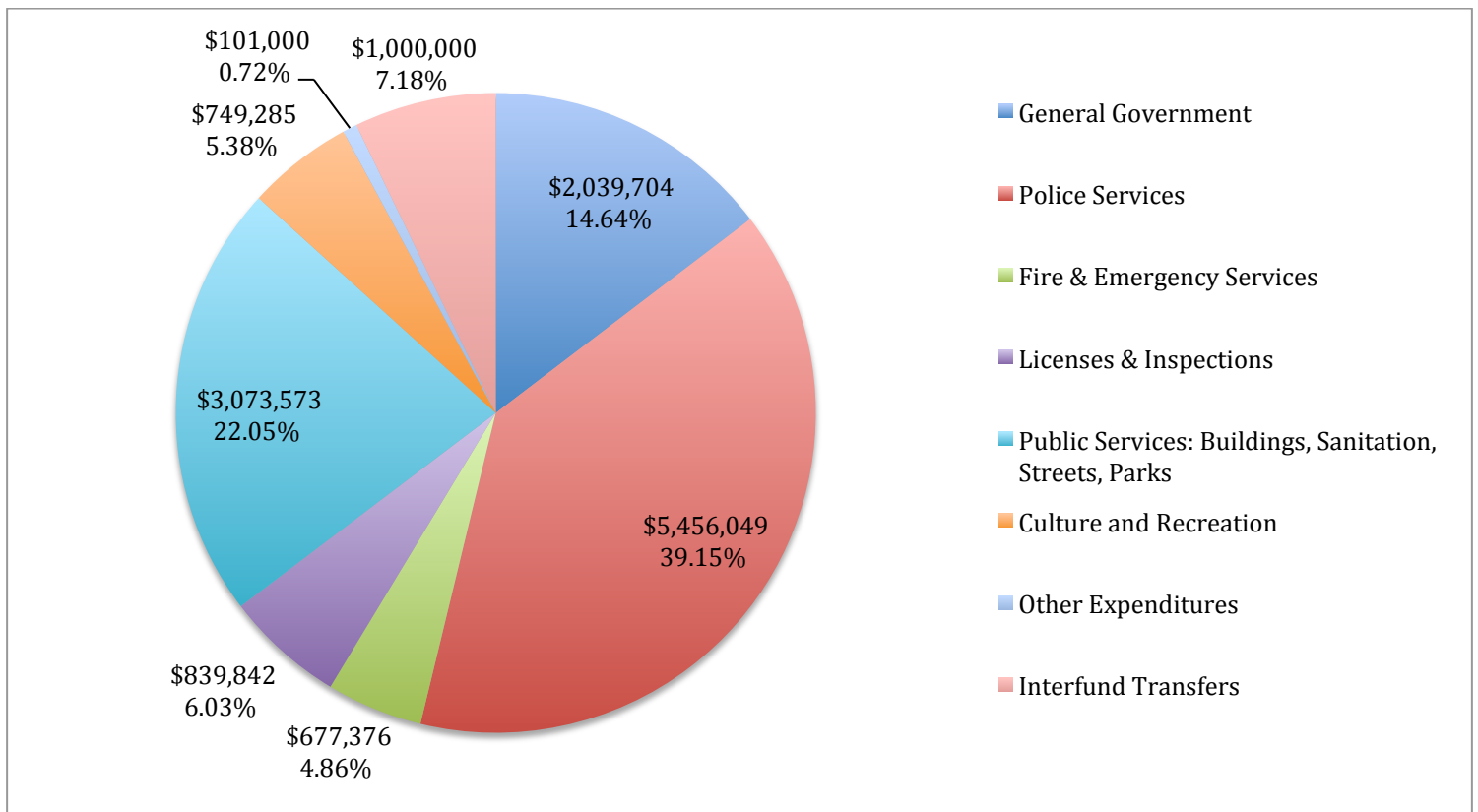
Operating Revenues

Revenue Category	Amount
Real Property Taxes	\$1,995,931
Local Enabling Tax Act (511)	\$8,225,000
Licenses & Permits	\$483,000
Fines and Forfeits	\$106,900
Interest, Rents and Royalties	\$383,882
Intergovernmental Revenues	\$433,444
Charges for Services: Departmental	\$679,800
Unclassified Operating Revenues	\$53,500
Total Operating Revenue	\$12,361,457
Fund Equity (Non-Operating Revenue)	\$1,575,372
Total All Revenue Sources	\$13,963,829

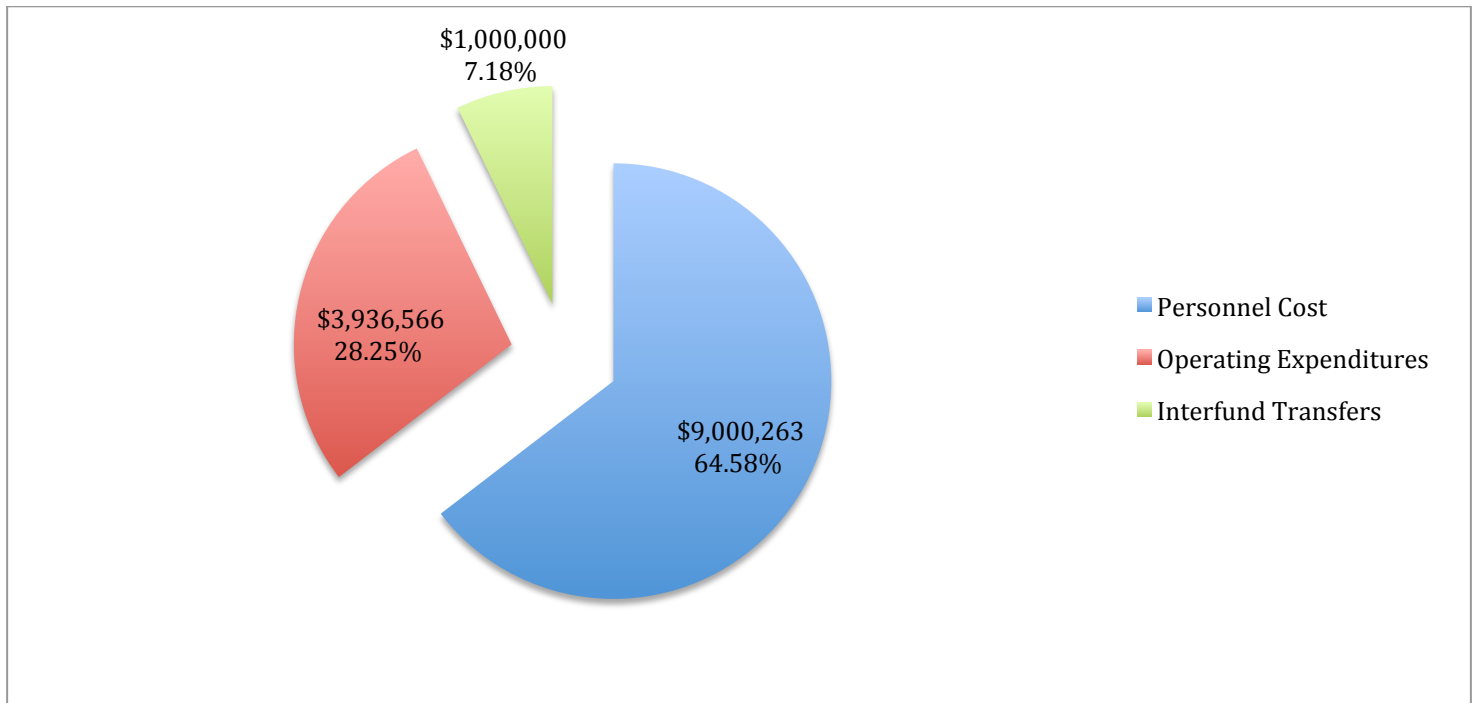


Operating Expenditures

Expenditure Category	Amount
General Government	\$2,039,704
Police Services	\$5,456,049
Fire & Emergency Services	\$677,376
Engineering, Licenses & Inspections	\$839,842
Public Services: Buildings, Sanitation, Streets, Parks	\$3,073,573
Culture and Recreation	\$749,285
Other Expenditures	\$101,000
Total Operating Expenditures	\$12,936,829
Interfund Transfers (Non-Operating)	\$1,000,000
Total Operating & Non-Operating Expenditures	\$13,936,829



Key Cost Centers



2021 Budget Timeline

- July 2020 - Department FY21 Capital Requests and Council Goals
- August - September 2020 - Department FY21 Operational Budget Requests and Meetings to Review Expenses
- September 2020 - Council FY21 Special Budget Workshop
- October 2020 - Administrative Review of FY21 Budget
- November 4, 2020 - Budget Presentation
- November 18, 2020 - Authorization to Advertise the FY21 Budget and Tax Levy Ordinance
- December 16, 2020 - Consider FY 2021 Budget for Adoption and Tax Levy Ordinance

2021 Department Budget Messages

Administrative Services

*Angela Orr,
Director of Administrative Services*

Administrative services include human resources, insurance and risk management, information technology, finance, budget preparation, special projects as assigned, and oversight of assigned departments or divisions within the Borough operation as assigned. Each function plays a critical role in service delivery to the community.

Department FY 2020 Achievements

1. Implemented Accident and Illness Prevention Plan.
2. Implemented Employee Safety and Health Manual.
3. Purchased automatic blood pressure cuff with a portion of Wellness Grant provided by Delaware Valley Trust for employee blood pressure checks in an effort to support a culture of wellness.
4. Participated in at-home Biometric screening for employees and spouses.
5. Held flu shot clinic for all employees and their families.
6. Completed Financial Audits including: Borough Financial Audit, Fire Company Audit, Liquid Fuels, Worker's Comp and Pensions.

Department FY 2021 Goals

Multiple strategic goals are planned for the Department of Administrative Services for the 2021 fiscal year. All goals are geared towards streamlining overall Borough operations leading to increased efficiency.

Administration

1. Focus on safety and wellness with clinics and trainings.

Human Resources

1. Provide employee training with online classes and seminars in conjunction with Delaware Valley Trust.
2. Collaborate with attorney on revision of the Borough's Employee Manual.

Records Management

1. Continue organization of department files in archive records room.
2. Finalize the restructuring of archive room.

Communications & Special Events

*Kate Kosmin,
Communications & Special Events Manager*

The Communications and Special Events Manager works to maintain government transparency through various forms of media and creates community engagement opportunities within the Borough. This includes: distributing public information, managing all communication outlets, designing digital and print media, filming Borough Council Meetings, planning and advertising five (5) Borough sponsored special events and coordinating special event requests received by the Office of the Borough Manager.

Communication Outlets

- Borough Website
- Social Media (*Facebook, Twitter, Instagram*)
- Borough TV Channel
- Digital sign outside of Borough Hall
- Digital sign in the Borough Hall Lobby
- Borough Mobile App
- Borough Newsletter
- Recreation Services Activity Guide

Special Events

- ***Borough Sponsored Events***
 - a. July 3rd Fireworks
 - b. The Summer Concert Series
 - c. Conshohocken Funfest
 - d. Conshohocken Halloween Parade
- ***Annual Community Special Events***
 - a. St. Patrick's Day Parade – Sponsored by the Montgomery County A.O.H.
 - b. Conshy 5k Race – Sponsored by the Police Association
 - c. Arts Festival & Car Show – Sponsored by the Mayor and Destination Conshohocken
 - d. The Soap Box Derby – Sponsored by Conshohocken AMBUCS
 - e. The Conshohocken Beer Festival – Sponsored by CPW Rotary
 - f. The Christmas Tree Lighting Ceremony – Sponsored by Conshohocken AMBUCS
 - g. The Grand Menorah Lighting Ceremony – Sponsored by the Chabad of Lafayette Hill

Department FY 2020 Achievements

1. Produced two Borough Newsletters.
2. Designed, produced and mailed the Department of Recreation Services' Activity Guide.
3. Coordinated, planned and organized all facets of Borough sponsored special events and annual community special events in conjunction with Borough Departments.
4. Coordinated all approved community special events in conjunction with Borough Departments and event applicants.
5. Planning and coordinated alternate events in light of COVID-19.
 - Halloween Movie in the Park
 - Halloween Costume Contest

- Veterans Day Highlight (over social media)
- Virtual Christmas Tree Lighting
- Holiday House Decorating Contest
- Christmas Drive-In Movie
- Virtual Grand Menorah Lighting

Department FY 2021 Goals

1. Create a social media policy for the Borough of Conshohocken, which includes archiving solutions.
2. Update and finalize policy and procedures pertaining to mobile food vendors during special events.
3. Develop resources and tools for website management.
4. Assess the functionality of the Borough's Mobile App.
5. Archive all department files and emails.

Community Development and Grant Management

*Christine Stetler,
Community Development and Grant Coordinator*

2020 has been a transition year for Community Development and Grant Management. Responsibilities have been the continued operation of CDBG and HOME funded programs, Special Dedicated Parking Program, café licensing, grant research and submission (when authorized), and transition in the area of zoning. In addition to transitioning zoning to the new Zoning Officer and Administrative Assistant; plan reviews have been conducted, and requests for information both formal (Right-to-Know) requests and informal requests from residents and some developers. Activity to revise the Zoning Ordinance continued.

The public health crisis further limited activities, particularly in the CDBG and HOME funded Housing Rehabilitation Program.

While discussion of the 2021 Budget will focus primarily on federal CDBG and HOME and other grants; it should be noted that some categories of expenses remain under Zoning. These categories include: advertising, office supplies, postage, training, travel, and membership.

At present, two (2) years of CDBG funding and one (1) HOME grant are available to fund the Housing Rehabilitation Program. It is estimated that \$45,000.00 of 2018 CDBG funds and \$58,000.00 of 2019 Funds will be available in 2021. Consultant fees and contractor bills will be paid from these funds. It also is estimated that HOME funds in the amount of \$208,000.00 will be available for rehabilitation construction. The average cost of rehabilitation has risen significantly to over \$33, 000.00 per property. This is due largely to the age of the properties and in many cases the need for extensive construction to bring the property into compliance with the property maintenance code, along with the need to remediate for lead-based paint and radon. With the funds available, it is anticipated that seven (7) to nine (9) properties could be completed in the coming year.

A contract for 2020 CDBG funds will be executed in 2021. The 2020 CDBG Program activity will be the construction of curb ramps; and therefore, no funds from this program year will be unavailable for any housing rehabilitation costs. Total 2020 CDBG funds amount to \$132,533.00. It can be estimated that these funds will be expended between calendar years 2021 and 2022. 2021 expenses would include administration and the securing of engineering services to complete the proposed curb ramp program, and the beginning of construction.

It is not likely that allowable funding for administration from either of the CDBG Program years or the HOME program will cover salary costs of the Community Development Coordinator for either housing rehabilitation or curb ramp installation.

Income and expenses from other grants anticipated in 2021 can be described as follows:

1. Should the Borough be awarded a 2020 902 Recycling Program grant, \$134,609.00 should be received for a combination of the purchase of a frontend loader with attachments for composting; revision of the Borough's Recycling Ordinance; and reimbursement for the printing cost of recycling information distributed to residents;
2. Funds remaining from the 2020 Assistance to Firefighters COVID Supplemental grant should be approximately \$25,000.00, which will be used for the purchase of protective coveralls;
3. The Borough will receive reimbursement for one-half (1/2) of the cost of bullet-proof vests purchased for the Police Department; and it is estimated that \$3,000.00 will be billed to the Department of Justice.

The costs for grant preparation and administration are included in the salary of the Community Development Coordinator. Grant opportunities will continue to be monitored and researched. Appropriate staff will be notified of these opportunities in order to determine if there is a project that could be funded.

Matching funds are required for almost all grant applications, and can range roughly from five percent (5%) to twenty-five percent (25%) of the total cost of a project. Generally, matching funds must be local funds; and it is important that funds be available from the Borough to meet any such matching requirements.

Community development also includes the operation of the Special Dedicated Parking Space Program. Operation of this program is an administrative function involving the Community Development Coordinator. Costs for signs, sign installation and removal should be included in the budget for the Department of Public Services.

In 2020, licensing of outdoor dining was waived. Given the current state of the public health crisis, it is not known if or when licensing of outdoor dining will resume. Fees generated would be \$50.00 per license. In the past, approximately sixteen (16) licenses were issued for café dining. Administrative costs are part of the salary for the Community Development Coordinator.

Finally, organization of both zoning, community development and grant archive files has continued in 2020 and will continue into 2021.

Department FY 2020 Achievements

Community Development

- Completion of one (1) property rehabilitation.
- Resumption of Housing Rehabilitation Program: Processed five (5) applicants, one (1) project under construction; one (1) emergency repair to be completed by year's end; two (2) to three (3) properties ready to bid, and possibly be under construction by year's end.
- Marketing of the Rehabilitation Program through the Borough Newsletter and through the mailing of informational material to owner occupied residences in all Borough Wards.
- Closed out 2017 Community Development Block Grant Contract.
- Executed all documents, and completed the environmental review for the 2019 Community Development Block Grant Contract.
- Revised Citizen's Participation Plan.
- Reviewed the status of intersections and alley crossings in the Borough
- Prepared and submitted 2020 CDBG Application.

Zoning

- Transition of zoning activities and information to the new Zoning Officer and Administrative Assistant.
- Revised sections of the Zoning Ordinance based on the working committee's discussions of same.
- Drafted revised sections of the Zoning Ordinance.
- Purged zoning files in second floor file room to limit files to the three (3) most recent years.
- Began organization of archived zoning files.

Flood Plain

- Processed floodplain development permits for three (3) projects along the riverfront.
- Continued activities to satisfy FEMA's Corrective Action Plan for the Borough.

Special Dedicated Parking Program

- Completed annual renewal process.
- Processed six (6) new applications for dedicated spaces.
- Removed six (6) dedicated spaces which were no longer needed.

Other Grants

- Closed out 2018 DEP 902 Recycling Grant, which purchased yard waste recycling equipment.
- Prepared and submitted a 2020 902 Recycling Grant application; which, if funded, will purchase additional equipment for composting, cover the cost of printing recycling information previously distributed to residents, and cover the cost of the revision of the Borough's recycling Ordinance. \$134,609.00 in grant funding was requested; requiring matching funds in the amount of \$23,708.00.
- Prepared and submitted an Assistance to Firefighters COVID Supplemental Grant to FEMA for the purchase of Personal Protective Equipment for the Borough's Fire Department, which was funded in the amount of \$48,452.38, and requires a Borough match of \$2,422.62.
- Prepared and submitted an application for Bullet Proof Vest funding, which if approved will reimburse the Borough for one-half (1/2) of the costs of up to five (5) vests purchased by the Police Department.

Department FY 2021 Goals

- Complete and closeout the 2018 CDBG Contract.
- Complete the rehabilitation of seven (7) to nine (9) single-family, owner-occupied properties of low-moderate income residents.
- Execute 2020 CDBG contract and complete environmental review for use of funds.
- Begin curb ramp program activities to complete 2020 CDBG contract.
- Prepare and submit an application of 2021 CDBG funding.
- Continue revision of the Zoning Ordinance.
- Complete organization of archived files for zoning, community development and completed grant projects.
- Complete renewal of dedicated parking spaces.
- Process and closeout dedicated parking space applications as needed.

Department of Emergency Management

*Z. Raymond Sokolowski,
Executive Director of Operations/Emergency Management Coordinator*

Conshohocken Emergency Management exists to promote and maintain public health and safety by preparing our residents, municipal leaders, local businesses, and local emergency response personnel for hazard emergency situations. This mission is accomplished through the development of a comprehensive emergency response plan; conducting training exercises on the plan; and providing safety educational programs.

FY 2020 Achievements

1. Trained employees on First Aid/CPR
2. Due to COVID-19 and multiple storms in our area CodeRED was utilized often throughout 2020 to keep our residents informed and up to date on all events.
3. Continued to utilize Blazemark Software program. Updated and uploaded property structure plans and emergency response methods.
4. Adopted an Emergency Action Plan for the Flood Protection Project, Plymouth Creek.
5. Implemented COVID-19 Policies and Procedure throughout the pandemic.
6. Created "GO BAGS" for our emergency response teams. This includes proper PPE to keep our first responders safe during COVID-19.
7. Purchased Life Jackets for Resident and Animal safety during flooding incidents and events.
8. Developed daily meetings regarding COVID-19 and our community for awareness and prevention. This included, preparing emergency response teams, working in collaboration with Borough restaurants providing guidance, communicating with local businesses and major borough construction firms on state mandated procedures.
9. Successfully closed all Borough parks during COVID-19 with barricades, covers on basketball nets, signage, etc.
10. Successful implementation of a controlled environment for First Responders and Emergency Management personnel working throughout the COVID-19 Pandemic.

FY 2021 Goals

1. Continue moving emergency response to larger scale incidents and event utilizing the NIMS and Incident Command as our template, structure, and response.
2. Continue providing education for municipal leaders and emergency responders to handle larger-scale incidents and events.
3. Consult, liaise with, and inform the public and other external agencies, as appropriate, of the borough's procedures, plans and training materials to educate and prepare those who may be involved in or affected by an emergency.
4. Maintain competent and sufficient resources and service providers.
5. Develop, implement, establish, and report on controls to prevent, manage, and mitigate conditions during an emergency, under a coordinated and systematic response management structure.
6. Creation of an EOC - Emergency Operations Center
7. Create an Emergency Management Storage area. This are will be utilized to provide a staging area for our Emergency Management PPE and Emergency Supplies.

Fire Services

*Timothy Gunning,
Fire Chief*

The Conshohocken Fire Department is composed of highly dedicated, loyal and courageous volunteers that are supplemented by two career firefighters. The fleet consists of three fire engines, one ladder truck, one squad truck and one air truck that are housed between the two fire stations. In 2020, the department responded to over 420 fire calls in the Borough and surrounding areas.

The annual budget includes \$100,000 in appropriation funds to each Firehouse. These funds support the daily operations of each fire station including building upkeep, payment of utilities, fire truck repair and maintenance, equipment repair and replacement, purchase of fire gear and much more. This financial support ensures that each fire company is prepared to provide the highest level of service to our community.

Department FY 2020 Achievements

1. Completion of classes in water rescue training.
2. Participated and hosted community and fire prevention events including sprinkler night; smoke detector giveaway night; annual Colonial Fire Prevention for multiple local Fire companies.
3. New Ladder Truck (Quint) went into service.
4. Equipped the Gator with a small fire pump and medical supplies. This has been utilized at community events.
5. Part-Time firefighters are equipped with EMT/Paramedic experience.
6. Increased Communication and Collaboration between both fire companies.
7. Implemented QRS Program in conjunction with Narberth Ambulance
8. Purchased F250 Truck
9. Combined fire station # 35 and Fire Station # 36 to operate under one number (Station 55)
10. Decreased Fire Fleet
11. Implemented DMV - License Checks on all fire personnel that drive fire apparatus.
12. Received a 2020 Fire Grant to purchase \$50,000.00 in Personal Protective Equipment.

Department FY 2021 Goals

1. Continue to increase fire prevention activities
2. Continue to advance the Fire Department with Education and Training to better serve the community
3. Educate and train new hires and current employees to understand building structures, layouts and construction types.
4. Purchase new Fire Chief Vehicle
5. Continue increasing communication between both fire companies.
6. With the purchase of 2 new swift water rescue boats, better response in low lying areas, limit the need for secondary assistance and lower risk of injury.
7. Continue planning and preparedness for large scale planned events and incidents in collaboration with Police Department, Fire Police and EMS.

Police Department

*George Metz,
Chief of Police*

The Conshohocken Borough Police Department's mission is to improve quality of life and provide a sense of safety and security for our residents and guests. We promote respect and professionalism. It is our duty and obligation to maintain order; enforce the laws; and protect individual rights on a fair and equal basis. Our commitment to excellence not only extends to the community, but to the officers and employees of this department who have dedicated themselves to the profession of policing. The police department's operational strategy focuses on three main areas: police service, public safety, and training.

The Conshohocken Police Department is made up of the following Divisions and Units:

Administrative Division

Chief George Metz supervises the Administrative Division.

Detective Division

The Detective Division is assigned all types of criminal cases such as, Fraud, Theft, Juvenile, Burglaries, Robberies, Missing Persons, Sexual Assaults, Assaults, Suspicious Death, Homicide, Forgery, Bad Checks, Drug Cases. The detective division is also responsible for the annual Thanksgiving Turkey Dinner Drive, which assists the less fortunate. During Christmas, the division assists the Colonial Neighborhood Council with the collection and distribution of gifts for families of need in the Borough of Conshohocken.

Patrol Division

This division is comprised of 16 sworn officers who are divided into four, four officer squads. Each squad is under the direction of a Sergeant. The Patrol Division's primary purpose is to respond to all emergency and non-emergency calls for service within Conshohocken Borough. Patrol Officers also conduct preliminary hearings at the local District Justice Office. In addition, patrol officers respond to mutual aid requests for assistance from other police agencies. The Conshohocken Police Department has an outstanding working relationship with other law enforcement agencies and is committed to assisting all public service professionals in the performance of their duties. The patrol division seeks to provide the most professional and ethical law enforcement services to the Borough of Conshohocken community, thereby ensuring the preservation of peace and the highest quality of life in our community.

Traffic Safety Division

The unit operates under the patrol division and conducts Commercial Motor Vehicle Inspections (i.e. Trucks). The primary responsibility of this unit is to address all traffic complaints; conduct patrols in locations where traffic violations and crashes are common; deploy the speed trailer as necessary; assist the MCSAP truck inspector with commercial vehicle inspections; and conduct Driving under the Influence Enforcement details with other (mutual aid) departments.

Bicycle Patrol Unit

The current Conshohocken Police Bicycle Unit has five officers and one sergeant assigned. The unit is assigned to cover special community events and general patrol details. With the help from local businesses, the unit purchased bicycle helmets to give to children free of charge when they are riding on the street and do not have a helmet. This unit has also partnered with the Montgomery County Health Department to promote bicycle safety among children.

CMSAWT

CMSAWT is a "SWAT" team made up of Montgomery County Police Department Officers of which Conshohocken is a member. CMSAWT Officers are highly trained both mentally and physically to handle life threatening critical incidents.

Field Training

The field training team is made up of two sergeants and three officers. All members of the FTO Team completed a 6-day FTO training program. This unit is intended to assist “new” police officers with their transition from the academic setting to the performance of general law enforcement duties. While on probationary status, newly hired Conshohocken Borough Police Officers must successfully complete the field training and evaluation program in order to attain Patrol Officer Status. It is the responsibility of the FTO’s to thoroughly review field-training materials with new officers. This type of one-on-one training in a real law enforcement setting sets it apart from prior academy trainings.

Montgomery County Major Incident Response Team (MIRT)

The Major Incident Response Team consists of police officers from multiple jurisdictions throughout Montgomery County. The members of the MIRT Team respond, as needed, to any natural disaster, riot, major event (i.e.) presidential visit, protest, sporting event, etc., that may occur within Pennsylvania. There are two officers from Conshohocken Police Department who are voluntarily assigned to MIRT.

Montgomery County Drug Task Force

The Montgomery County Drug Task Force consists of police officers from multiple jurisdictions throughout Montgomery County. Conshohocken Police Department has officers who are voluntarily assigned to this unit. These officers are highly trained and responsible for the investigation and apprehension of those people that engage in the trafficking of controlled substances.

ICAC Unit

The Conshohocken Police Department participates in this highly specialized unit that investigates child Internet crime in conjunction with Homeland Security.

Federal Task Force

A detective is credentialed as a federal Agent and is assigned part-time to the Philadelphia FBI Child Exploitation and Human Trafficking Task Force.

Department FY 2020 Achievements

1. Instituted policy and procedures to mitigate the exposure and transmission risks of COVID-19, while maintaining a high level of service.
2. Using in house instructors and technology maintained our training standards despite many traditional training venues and opportunities not being available due to COVID-19.
3. Incorporation of Sgt. David Lennon on the Emergency Management Team as Deputy Emergency Management Coordinator.
4. Officer Kammerer named SWAT officer of the year for Montgomery County SWAT Central Region. Officer Kammerer was also elevated to a leadership position in SWAT. (3rd Conshohocken Officer to be named SWAT officer of the year in the past 7 years. 2nd member to achieve a leadership role in SWAT)
5. Shop with a Cop.
6. Thanksgiving Food Drive.
7. Christmas Gift Drive.
8. Conshohocken Elementary Bike Give Away.
9. Successfully facilitated multiple protests with no civil unrest, arrests, injuries or conflict.

Department FY 2021 Goals

1. Implement Usage of Body Worn Cameras and publishing of policy.
2. Equip and train Rapid Response Officers for Civil Unrest.
3. Update and publish policies including Critical Policies.
4. Increase clearance rates of property crimes using DNA technology (BODE).
5. Produce a yearly departmental report.

Department of Public Services
Public Works, Licenses & Inspections

Z. Raymond Sokolowski,
Executive Director of Operations/Building Code Official

PUBLIC SERVICES

Department FY 2020 Achievements

Buildings Division

1. Administration Building: We continued to examine the building's status and future needs, including all interior and exterior portions of the building. We will continue to review the status that will allow us to better plan for future capital needs.

Sanitation and Recycling Division

1. As of January 1st, 2020, improve education and enforcement of trash and recycling regulations.
2. Applied for new grants to pay for additional asset preservation needs within the Borough.
3. Hired a Full-Time public works employee. Andrew Karaszkiwicz was previously a part-time employee promoted to Full Time.
4. Sanitation continued throughout COVID-19 in a structured manner. Trash and Recycling has increased during this time and our team members continued without missing a beat.

Streets Division

1. We continue developing an infrastructure replacement program for the Borough roadways. We have begun transitioning some of our public services team members into streets and repairs maintenance members. This has allowed us to perform temporary road repairs ahead of the infrastructure replacement program.
2. Begin to review comprehensive road repairs and maintenance program. This will include training and purchase of equipment.
3. Worked with our engineer to address the continuing traffic and safety issues on the roadways through the Borough.
4. We are in progress of addressing problematic intersections and unsafe roadway conditions using liquid fuels funds. One example is 8th Ave. and Wells St.; with the help of Engineer, Karen McNair we are reconstructing this intersection including the stormwater drainage underneath.

Parks Division

1. Completion of Aubrey Collins Park
2. Purchased Turf Covers for the A-Field during winter months for protection.

Department FY 2021 Goals

Buildings Division

1. Administration Building: We continue to examine the building's status and future needs, including all interior and exterior portions of the building. Continuously reviewing the status will allow us to better plan for future capital needs.

2. Develop comprehensive maintenance programs for all occupied tenant spaces. This includes painting, carpet replacement, etc.
3. 7th Avenue Garage: Purchase a slide gate operator to safeguard access to property.

Sanitation and Recycling Division

1. Continue to improve education and enforcement of trash and recycling regulations.
2. Continue applying for new grants to pay for additional asset preservation needs within the Borough.

Streets Division

1. Continue to review comprehensive road repairs and maintenance program. This will include training and purchase of equipment.
2. Work with our engineer to address the continuing traffic and safety issues on the roadways through the Borough.
3. Continue working with our engineer for creation of a comprehensive road program for the future.

Parks Division

1. Looking to make general improvements to B-Field (Field and Parking)
2. Install Security Surveillance cameras for Borough property and resident safety in all Borough parks.

LICENSES & INSPECTIONS

Department FY 2020 Achievements

1. Enforce new program for property maintenance targeting rear yards along alleys.
2. Educated property owners and contractors of the 2015 International Code Council changes that were adopted on October 1, 2018 in place of the 2009 International Code as needed.
3. Review and consider ordinance revisions as needed.
4. New Development Projects: Review and assist with permitting throughout completion of projects. Moving forward, finish these projects with as little disruption as possible. (Examples of major projects include Sora, 7-Tower Bridge, Matson Mill, 51 Washington St., SEPTA, etc.)
5. Implemented new safety protocols for inspections during the COVID-19 Pandemic.
6. Implemented new tenant consent form for Rental Properties. This process allows Borough officials to enter a rental unit without the owner physically being on site.

Department FY 2021 Goals

1. Continue to educate property owners and contractors of the 2015 International Code Council changes that were adopted on October 1, 2018 in place of the 2009 International Code as needed.
2. Review and consider ordinance revisions as needed.
3. New Development Projects: Review and assist with permitting throughout completion of projects. Moving forward, finish these projects with as little disruption as possible. (Examples of major projects include Sora, 7-Tower Bridge, Matson Mill, 51 Washington St., SEPTA, etc.)

Recreation Services

*Lauren Irizarry,
Director of Recreation Services*

The Department of Recreation Services strives to provide various year-round activities, such as fitness, programs and special events through park settings and recreational facilities for the residents of Conshohocken. The ultimate goal is to create a lively community where individuals can “Live, Work and Play” by providing quality recreation and leisure experiences that enhance the quality of life for youth, teens, adults and seniors.

Recreation Services offers quality recreation opportunities that meet the diverse needs of this community and its visitors. Recreation programming includes youth and adult athletics; summer camp; before and after school programs; group exercise; fitness training; senior bingo; learn-to-row camps; and a host of other activities for citizens of all ages. Borough Parks and the Community Center at the Fellowship House provide meeting and athletic spaces to the community.

The Recreation Department operates and programs:

- One (1) Community Center
- One (1) Rowing Center in conjunction with the Conshohocken Rowing Center Board and Directors
- Provides out-of-school activities
- Provides In-house Fitness and Group Exercise programs
- Organized youth and adult athletic programs
- Provides a summer day camp program
- Facilitates use/rental of parks and centers for special events and outside organizations
- Oversees football, baseball and softball fields utilized throughout the year for leagues and rentals
- Schedules leagues, tournaments and rentals on basketball courts both inside and outside

Recreation Services also provides inclusive recreational initiatives through our relationship with Special Olympics and Conshohocken AMBUCS. Finally, the Department has community ties with youth organizations such as: Conshohocken Little League, Conshohocken Bears Youth Football and Cheerleading, and Conshohocken Electric Force Track Club.

Department FY 2020 Achievements

1. Continued inventory, organization and cleanup of Community Center
2. Upgraded Community Center with new seating and lounge furniture along with padding in the Multi-Purpose Room
3. Continued to improve Community Center access and enforcement of departmental policies
4. Adapted and improved department policies and operations regarding COVID-19
5. Continued in-house and group fitness classes
6. Offered virtual programming/events during the COVID-19 shutdown
7. Kept members and community engaged with social media posts during the COVID-19 shutdown
8. Increased programs and offerings in our parks including a gymnastics program with Reflex Sports
9. Offered an in-house summer day camp for the second year
10. Implemented and offered a virtual assistance program for school aged children
11. Partnered with Yoga Home to offer Yoga in the parks for adults and youth

12. Offered a panel discussion on alcohol awareness, education and lifesaving information through a non-profit, Don't Stall, Just Call
13. Continued marketing efforts through Borough wide mailing of Activity Guide and email distribution through Constant Contact
14. Maintained Youth and Legacy Group Policy and Implementation (Little League, Conshohocken Bears Football/Cheerleading/Senior Bingo/Special Olympics)
15. Continued and improved a good working relationship with Heyday Athletics to provide a comprehensive and inclusive co-ed program for residents of Conshohocken and the surrounding communities
16. Continued a working relationship with the Conshohocken Dog Park Advisory Committee along with implementing improved overall operations of the Riverside Dog Park
17. Continued working with the Borough Public Services Department to provide facilities that are modern, updated, and safe
18. Recreation Service and Parks special events:
 - American Red Cross Blood Drive
 - Virtual Easter Coloring Contest
 - Movie in the Park
 - Halloween Pumpkin Painting to go
 - Pen Pals for Seniors
 - Holiday in a Bag for Seniors
 - Virtual Medicare Seminar

Department FY 2021 Goals

The following goals are planned for the Department of Recreation Services for the 2021 fiscal year in an effort to build community through people, parks and programs:

1. Continue with improvements and additions at the Community Center
 - Spin Bikes
2. Enhance amenities at Sutcliffe Park
 - Possible addition of a outdoor fitness court through the National Fitness Campaign
 - Filling in of cracks on the basketball courts
3. Recreation Programs, Events and Trips
 - Continue to improve program offerings for youth, teens, families, and seniors
 - Continued improvement in program registration
 - Increase in Community Center membership
 - Plan and organize trips for the community and surrounding areas. Work with neighboring townships and boroughs
4. Operations and Maintenance
 - Improve the efficiency and effectiveness of Recreation staff
 - Serve as a resource for residents by providing information on events, programs, community happenings
 - Assess rental fees for facilities and parks
5. Resources
 - Long term funding for on-going capital improvement plans

Department Programs and Activities

Over the course of fiscal year 2020, the Department of Recreation Services offered the following programs at Department facilities.

- Senior Bingo
- Senior Card Games
- Before and After School Care
- Group Exercise programs included in Community Center membership
- Fitness programs including Body Blast, Zumba, Pilates, Tai Chi., Yoga, Barre Fitness, Kick & Core, Outdoor Boot Camp
- Corporate Lunchtime Basketball
- Pickleball
- Open Gym
- Winter Adult Men's Basketball League
- Sunday Morning Adult Basketball
- Tiny Tots Open Play
- Park Explorers
- Baseball Clinic
- Summer Camp
- Virtual Enrichment
- Young Rembrandts
- Ballet
- Dodgeball
- Purposeful Play
- Theatre Horizon Drama Club
- Infant CPR
- Kids Yoga
- Gymnastics
- Paint in the Park for youth and adults
- Obvious Choice Sports
- Soccer Shots
- Heyday Athletic programs

*Zoning**Eric P. Johnson, PE,
Zoning Officer*

The primary function of Zoning is to implement and enforce the Zoning Ordinance, including determinations related to compliance and the need for relief from individual elements of the Ordinance. Tasks include staff administration of the Ordinance; staffing the Zoning Hearing Board; conducting zoning hearings; responding to requests for information regarding the requirements of the Zoning Ordinance; investigating reported violations and, if necessary, initiating enforcement activities. Land Development plans are reviewed for compliance with the Zoning Ordinance and compliance with any conditions imposed on zoning approval. It is estimated that twenty (20) hearings could be held in 2021. Staff maintains close contact with the Licenses and Inspections staff to provide information on zoning decisions and upcoming hearings; and to ensure compliance with the Zoning Ordinance. Zoning also administers the Borough's Flood Plain Ordinance, which is Part 17 of the Zoning Ordinance. Flood Plain Ordinance compliance continues to be monitored by FEMA for appropriate review of development in the flood plain and enforcement of the Ordinance.

Funding for zoning activities comes from the Borough's overall budget. The Borough is entitled to recover certain costs from applicants through application fees and escrows. Cost recovered by escrow include advertising, postage for public notice, salary of the Zoning Hearing Board members, and stenographer's appearance fee. Application fees and escrow amounts are established by the Borough's approved Fee Schedule based on the type of relief sought by the applicant and if the property is commercial or residential. Any remaining funds are returned to the applicants.

The issuance of zoning permits is a function of the Zoning Department. Zoning permits are required for activities under the Zoning Ordinance but do not require review under the building code. It is difficult to determine the number of permits which will be required in a given year.

Zoning FY 2020 Achievements

1. Transitioned from an inhouse to consultant Zoning Officer.
2. Completion of 13 zoning, conditional use, and relief extension hearings , including transition to an on-line meeting format necessitated by COVID-19 restrictions.
3. Continuation of a full review and revision of the Borough's Zoning Ordinance, including rewrite of the Small Cell Tower Ordinance.
4. Complete organization of archived zoning files.
5. Update Zoning Escrow tracking and processing procedures.

Zoning FY 2021 Goals

1. Complete revision of the 2001 Zoning Ordinance as Amended.
2. Staff and Administration training.
3. Implement enforcement and violation tracking processes.
4. If necessary, transition the processing of Café License applications.

Summary of Operating, Capital & Other Funds

	Projected Fund Equity with all Sources January 1, 2021	Projected Revenues Only FY 2021	Available for Appropriation: Fund Equity + Revenues	Appropriations with Transfers	Unappropriate 2021 Year End Fund Balance
Operating Fund					
General	\$ 1,575,372	\$ 12,361,457	\$ 13,936,829	\$ 13,936,829	\$ -
Street Lighting	\$ 12,053	\$ 105,404	\$ 117,457	\$ 117,457	\$ -
Fire Protection	\$ -	\$ 145,576	\$ 145,576	\$ 145,576	\$ -
Library	\$ -	\$ 52,322	\$ 52,322	\$ 52,322	\$ -
Highway Aid	\$ 414,535	\$ 190,280	\$ 604,815	\$ 604,815	\$ -
	\$ 2,001,960	\$ 12,855,039	\$ 14,856,999	\$ 14,856,999	\$ -
Capital Reserve Funds					
Capital Fund	\$ 1,567,643	\$ 155,007	\$ 1,722,650	\$ 1,722,650	\$ -
Capital Reserve	\$ 6,616,364	\$ 554,964	\$ 7,171,328	\$ -	\$ 7,171,328
Operating Reserve	\$ 875,000	\$ 6,706	\$ 881,706	\$ -	\$ 881,706
	\$ 9,059,007	\$ 716,677	\$ 9,775,684	\$ 1,722,650	\$ 8,053,034
Other Funds					
Home Program	\$ -	\$ 209,214	\$ 209,214	\$ 209,214	\$ -
Economic Dev.	\$ -	\$ 110,535	\$ 110,535	\$ 110,535	\$ -
Debt Service	\$ -	\$ 694,514	\$ 694,514	\$ 694,514	\$ -
Park and Rec Impact	\$ 141,004	\$ 8,996	\$ 150,000	\$ 150,000	\$ -
Mary Wood Park	\$ 52,000	\$ 17,904	\$ 69,904	\$ 8,700	\$ 61,204
	\$ 193,004	\$ 1,041,163	\$ 1,234,167	\$ 1,172,963	\$ 61,204
Grand Total	\$ 11,253,971	\$ 14,612,879	\$ 25,866,850	\$ 17,752,612	\$ 8,114,238

2021 Budget



GENERAL FUND

Account Number	Account Description	FY 2021 Budget	FY 2020 Budget	Change From 2020 to 2021	
				increases or (decreases) \$	%
FUND BALANCE					
01-279-000	Fund Balance Forward	1,575,372	1,272,379	302,992	23.81%
REVENUES					
REAL PROPERTY TAXES					
01-301-100	R.E. Taxes - Current	1,908,931	1,895,347	13,584	0.72%
01-301-200	R.E. Taxes - Prior	7,000	20,000	(13,000)	-65.00%
01-301-300	R.E. Taxes - Delinquent	70,000	40,000	30,000	75.00%
01-301-600	Real Estate Taxes- Interim	10,000	14,000	(4,000)	-28.57%
	Subtotal	1,995,931	1,969,347	26,584	1.35%
LOCAL TAX ENABLING ACT (511)					
01-310-110	Real Estate Transfer Taxes	300,000	300,000	-	0.00%
01-310-210	Earned Income Taxes	4,460,000	4,700,000	(240,000)	-5.11%
01-310-310	Mercantile Taxes	300,000	290,000	10,000	3.45%
01-310-360	Business Privilege Taxes	2,850,000	2,400,000	450,000	18.75%
01-310-510	Local Services Taxes	315,000	318,000	(3,000)	-0.94%
	Subtotal	8,225,000	8,008,000	217,000	2.71%
BUSINESS LICENSES & PERMITS					
01-321-320	Junkyard Licenses	-	-	-	0.00%
01-321-350	Contractors Licenses	12,000	12,304	(304)	-2.47%
01-321-360	Apartment Lic./Professional &	215,000	215,925	(925)	-0.43%
01-321-610	Vendor Licenses/Transient Reta	-	600	(600)	-100.00%
01-321-730	Amusement Machines	-	-	-	0.00%
01-321-800	Franchise Fees	150,000	132,823	17,177	12.93%
01-321-820	Highway Permits	15,000	14,966	34	0.23%
	Subtotal	392,000	376,618	15,382	4.08%

GENERAL FUND

Account Number	Account Description	FY 2021 Budget	FY 2020 Budget	Change From 2020 to 2021	
				increases or (decreases) \$	%
<u>REVENUES</u>					
<u>NON-BUSINESS LICENSES & PERMITS</u>					
01-322-100	Rental Inspections	90,000	121,512	(31,512)	-25.93%
01-322-900	Deed Registrations	1,000	1,000	-	0.00%
	Subtotal	91,000	122,512	(31,512)	-25.72%
<u>FINES and FORFEITS</u>					
01-331-100	Clerk of Court Fines	3,500	3,000	500	16.67%
01-331-110	Motor Vehicle Violations	28,000	25,000	3,000	12.00%
01-331-112	Non-Traffic Violations	6,500	6,500	-	0.00%
01-331-120	Ordinance Violations/Restituti	3,000	3,000	-	0.00%
01-331-121	Other Fines	900	150	750	500.00%
01-331-140	Parking Violations - fines	65,000	65,000	-	0.00%
	Subtotal	106,900	102,650	4,250	4.14%
<u>INTEREST EARNINGS</u>					
01-341-100	Interest Earnings	49,382	140,000	(90,618)	-64.73%
01-341-500	Interest - 7 Tower	32,500	-	-	-
	Subtotal	81,882	140,000	(90,618)	-41.51%
<u>RENTS AND ROYALTIES</u>					
01-342-100	Rental of Boro Property	300,000	300,000	-	0.00%
01-342-200	Community Garden Plots	-	-	-	0.00%
01-342-300	Rent of Dog Park	2,000	2,000	-	0.00%
	Subtotal	302,000	302,000	-	0.00%
<u>INTERGOVERNMENTAL REVENUES</u>					
01-350-000	Intergovernmental Revenue	-	-	-	0.00%
01-351-020	Towing Revenues	1,000	1,000	-	0.00%
01-351-025	Community Development Salary R	21,000	15,000	6,000	40.00%
	Subtotal	22,000	16,000	6,000	37.50%
<u>OPERATING & CAPITAL GRANTS</u>					
01-354-016	Recycling and Other Grants	45,000	40,000	5,000	12.50%
01-354-030	State Aid for Ice Control	11,500	11,656	(156)	-1.34%
	Subtotal	56,500	51,656	4,844	9.38%

GENERAL FUND

Account Number	Account Description	FY 2021 Budget	FY 2020 Budget	Change From 2020 to 2021	
				increases or (decreases) \$	(decreases) %
REVENUES					
<u>STATE SHARED REVENUE</u>					
01-355-010	Public Utility Realty Taxes	8,700	8,700	-	0.00%
01-355-040	Liquor License Refund/Beverage	3,900	3,900	-	0.00%
01-355-050	Pension System State Aid	339,744	319,500	20,244	6.34%
	Subtotal	352,344	332,100	20,244	6.10%
<u>GRANTS AND CONTRIBUTIONS</u>					
01-356-100	County Payment in Lieu of Taxes	2,600	2,600	-	0.00%
01-357-300	Community Dvlpment Block Grant	-	-	-	0.00%
	Subtotal	2,600	2,600	-	0.00%
<u>GENERAL GOVERNMENT -CHARGES FOR SERVICES</u>					
01-361-300	Land Development	15,000	15,000	-	0.00%
01-361-320	Zoning Review Charges & CDBG R	6,000	6,000	-	0.00%
01-361-330	Zoning Permits	3,000	3,000	-	0.00%
01-361-340	Zoning Hearing Fees	9,000	9,000	-	0.00%
	Subtotal	33,000	33,000	-	0.00%
<u>PUBLIC SAFETY</u>					
01-362-100	Reimb OT/Spec Police Serv	11,000	11,000	-	0.00%
01-362-110	Photo Copies- Reports	3,000	3,000	-	0.00%
01-362-210	Fire Dept Reports	-	100	(100)	-100.00%
01-362-331	State PD Fines & Penalties	1,500	1,500	-	0.00%
01-362-400	UCC Fees	1,500	1,500	-	0.00%
01-362-410	Building Permits	100,000	152,000	(52,000)	-34.21%
01-362-411	Sidewalk Cafe Permits	800	300	500	166.67%
01-362-420	Electrical Permits	40,000	57,243	(17,243)	-30.12%
01-362-430	Plumbing Permits	25,000	28,000	(3,000)	-10.71%
01-362-450	U & O Permits	20,000	25,000	(5,000)	-20.00%
01-362-470	Banner Permits	-	-	-	0.00%
01-362-480	Fire Dept Permits	15,000	15,000	-	0.00%
01-362-481	Fire Inspection Fee	15,000	15,000	-	0.00%
01-362-500	Crossing Guards/CSD	14,000	14,000	-	0.00%
	Subtotal	246,800	323,643	(76,843)	-23.74%

GENERAL FUND

Account Number	Account Description	FY 2021 Budget	FY 2020 Budget	Change From 2020 to 2021	
				increases or (decreases) \$	%
REVENUES					
<u>HIGHWAYS AND STREETS</u>					
01-363-210	Parking Meter Revenues	50,000	45,000	5,000	11.11%
01-363-211	Parking Deck Meter Monies	12,500	12,500	-	0.00%
01-363-220	Parking Permits	14,000	14,000	-	0.00%
01-363-240	Parking Decks - Rental Fees	2,500	46,000	(43,500)	-94.57%
	Subtotal	79,000	117,500	(38,500)	-32.77%
<u>SANITATION</u>					
01-364-500	Commerical Trash Fees	-	-	-	0.00%
01-364-510	Apartment Trash Fees	60,000	75,110	(15,110)	-20.12%
01-364-515	Trash & Recycle Cart Purchase	-	1,100	(1,100)	-100.00%
01-364-520	Recycling Rebate	-	1,200	(1,200)	-100.00%
01-364-530	Bulk Pick-up	3,000	5,000	(2,000)	-40.00%
	Subtotal	63,000	82,410	(19,410)	-23.55%
<u>HEALTH</u>					
01-365-500	Medical Insurance Contribution	-	-	-	0.00%
	Subtotal	-	-	-	0.00%
<u>CULTURE RECREATION</u>					
01-367-200	Recreation Program Fees	164,000	175,000	(11,000)	-6.29%
01-367-205	Recreation Discount Tickets	10,000	10,000	-	0.00%
01-367-210	Recreation Member Fees	15,000	15,000	-	0.00%
01-367-220	Special Event Income	19,000	19,000	-	0.00%
01-367-400	Fellowship House Use Fees	50,000	50,000	-	0.00%
	Subtotal	258,000	269,000	(11,000)	-4.09%
<u>CONTRIBUTIONS AND DONATIONS</u>					
01-387-354	Contributions for Special Events	-	-	-	0.00%
	Subtotal	-	-	-	0.00%
<u>GENERAL REVENUE</u>					
01-389-000	Misc. Revenue Unclassified	40,000	40,000	-	0.00%
01-389-100	Admin/Collection Fees	2,500	2,500	-	0.00%
01-389-200	General Fees	-	-	-	0.00%
01-389-800	WC Reimb - Prop, Liab. & WC Pr	-	-	-	0.00%
	Subtotal	42,500	42,500	-	0.00%

GENERAL FUND

Account Number	Account Description	FY 2021 Budget	FY 2020 Budget	Change From 2020 to 2021 increases or (decreases)	
				\$	%
<u>REVENUES</u>					
<u>SALE OF PERSONAL PROPERTY</u>					
01-391-100	Sale of Borough Assets	-	-	-	0.00%
	Subtotal	-	-	-	0.00%
<u>PROCEEDS OF GENERAL LONG-TERM DEBT</u>					
01-393-100	Principal - 7 Tower	11,000	-	11,000	0.00%
	Subtotal	11,000	-	11,000	0.00%
<u>UNCLASSIFIED OPERATING REVENUES</u>					
01-395-000	Refunds - Prior Yr. Expenses	-	-	-	0.00%
01-395-100	Claims and Refunds	-	-	-	0.00%
01-395-300	Transportation Svc. Refund	-	-	-	0.00%
	Subtotal	-	-	-	0.00%
TOTAL OPERATING REVENUES		12,361,457	12,291,536	69,921	0.57%
TOTAL ALL SOURCES & FUND EQUITY		13,936,829	13,563,915	372,914	2.75%

GENERAL FUND

Account Number	Account Description	FY 2021 Budget	FY 2020 Budget	Change From 2020 to 2021	
				increases or (decreases) \$	%
EXPENDITURES					
<u>Legislative Body</u>					
01-400-105	Salary - Council & Mayor	21,924	21,924	-	0.00%
01-400-192	FICA	1,360	1,360	-	0.00%
01-400-193	Medicare	318	318	-	0.00%
01-400-210	Council & Mayoral Operating Expense	10,000	10,000	-	0.00%
01-400-317	Media Production & Communication	11,900	11,900	-	0.00%
01-400-341	Advertising - Non Legal	5,000	2,700	2,300	85.19%
01-400-352	Public Officials Liability	23,086	22,363	723	3.23%
01-400-420	Dues, Subscriptions & Memberships	4,000	4,000	-	0.00%
01-400-460	Association Meetings & Conference	4,000	4,000	-	0.00%
01-400-531	Community Outreach & Assistance	85,675	88,700	(3,025)	-3.41%
	Subtotal	167,263	167,265	(2)	0.00%
<u>Office of the Borough Manager</u>					
01-401-110	Salary - Management & Administration	144,205	140,000	4,205	3.00%
01-401-192	FICA	9,344	9,083	261	2.87%
01-401-193	Medicare	2,185	2,124	61	2.87%
01-401-194	Unemployment Compensation	285	285	-	0.00%
01-401-195	Workers Compensation	271	264	7	2.65%
01-401-196	Health Insurance	38,655	34,809	3,846	11.05%
01-401-198	AD&D, Life & Disability	670	660	10	1.52%
01-401-199	Medical Reimbursement	500	500	-	0.00%
01-401-210	Office Supplies & Operating	1,000	1,000	-	0.00%
01-401-213	Copier Expense	-	-	-	0.00%
01-401-215	Postage	1,000	1,000	-	0.00%
01-401-216	Office Equipment	1,000	1,000	-	0.00%
01-401-217	Other Office Expenses	500	500	-	0.00%
01-401-321	Tele-Data	2,600	2,600	-	0.00%
01-401-331	Vehicle Expense and Reimbursement	6,000	6,000	-	0.00%
01-401-341	Advertising	500	500	-	0.00%
01-401-353	Bonding - Manager	1,213	1,213	-	0.00%
01-401-420	Dues/Subscriptions/Memberships	1,000	1,000	-	0.00%
01-401-460	Meetings & Professional Development	1,500	1,500	-	0.00%
	Subtotal	212,428	204,038	8,390	4.11%

GENERAL FUND

Account Number	Account Description	FY 2021 Budget	FY 2020 Budget	Change From 2020 to 2021	
				increases or (decreases) \$	%
EXPENDITURES					
<i>Finance</i>					
01-402-112	Salaries and Wages	148,026	137,328	10,698	7.79%
01-402-192	FICA	9,240	8,576	664	7.74%
01-402-193	Medicare	2,161	2,006	155	7.74%
01-402-194	Unemployment Compensation	570	570	-	0.00%
01-402-195	Workers Compensation	278	259	19	7.34%
01-402-196	Health Insurance	59,418	51,726	7,692	14.87%
01-402-198	AD&D, Life & Disability	1,016	941	75	7.97%
01-402-199	Medical Reimbursement	1,000	1,000	-	0.00%
01-402-210	Office Supplies & Operating	3,000	3,000	-	0.00%
01-402-215	Postage	850	850	-	0.00%
01-402-311	Independent Audit	23,500	20,000	3,500	17.50%
01-402-312	Finance & Compliance Consulting	40,000	40,000	-	0.00%
01-402-317	Finance and HR Software Maintenance	35,500	35,500	-	0.00%
01-402-321	Tele-Data	1,550	1,550	-	0.00%
01-402-353	Bonding	1,213	1,213	-	0.00%
01-402-390	Bank Charges [& Borough Admin]	26,500	26,500	-	0.00%
01-402-460	Meetings & Professional Development	1,000	1,000	-	0.00%
	Subtotal	354,822	332,019	22,803	6.87%
<i>Tax Collection</i>					
01-403-117	Real Estate - Tax Collection	20,259	20,259	-	0.00%
01-403-192	FICA	1,257	1,257	-	0.00%
01-403-193	Medicare	294	294	-	0.00%
01-403-310	Income Tax Collector- EIT	60,000	60,000	-	0.00%
01-403-317	Real Estate - Tax Collector	2,000	2,000	-	0.00%
01-403-318	BPT and Mercantile	75,000	80,000	(5,000)	-6.25%
01-403-353	Tax Collector Bond	292	292	-	0.00%
	Subtotal	159,102	164,102	(5,000)	-3.05%
<i>Legal Services</i>					
01-404-314	Legal Fees - Solicitor	90,000	76,500	13,500	17.65%
01-404-317	Legal Fees - Labor	50,000	50,000	-	0.00%
01-404-318	Legal Fees - Special Counsel	185,000	200,000	(15,000)	-7.50%
01-404-341	Legal Advertisements	1,500	1,500	-	0.00%
01-404-342	Legal Code Update	4,500	4,500	-	0.00%
	Subtotal	331,000	332,500	(1,500)	-0.45%

GENERAL FUND

Account Number	Account Description	FY 2021 Budget	FY 2020 Budget	Change From 2020 to 2021	
				increases or (decreases) \$	%
EXPENDITURES					
<i>General Government Administration</i>					
01-406-112	Salaries and Wages	283,443	255,746	27,697	10.83%
01-406-192	FICA	17,728	16,011	1,717	10.72%
01-406-193	Medicare	4,146	3,745	401	10.71%
01-406-194	Unemployment Compensation	1,425	1,425	-	0.00%
01-406-195	Workers Compensation	533	482	51	10.58%
01-406-196	Health Insurance	134,097	97,491	36,606	37.55%
01-406-197	Pension	162,495	149,146	13,349	8.95%
01-406-198	AD&D, Life & Disability	2,059	1,747	312	17.86%
01-406-199	Medical Reimbursement	2,500	2,500	-	0.00%
01-406-210	Office Supplies & Operating	6,000	6,000	-	0.00%
01-406-213	Copier Lease	6,000	6,000	-	0.00%
01-406-215	Postage/Copier	1,200	1,200	-	0.00%
01-406-216	Office Equipment	5,000	5,000	-	0.00%
01-406-321	Tele-Data	10,000	10,000	-	0.00%
01-406-331	Travel Expense	-	-	-	0.00%
01-406-341	Advertising	2,500	2,500	-	0.00%
01-406-342	Printing - Open Records Mgt	4,000	4,000	-	0.00%
01-406-352	Helipad and Terroism Insurance	2,900	2,700	200	7.41%
01-406-460	Professional Development	3,000	3,000	-	0.00%
	Subtotal	649,026	568,693	80,333	14.13%
<i>Information Technology</i>					
01-407-263	Computers & Hardware	11,350	11,350	-	0.00%
01-407-264	Computer Service	15,000	15,000	-	0.00%
01-407-270	Computers Software	-	-	-	0.00%
01-407-420	Subscriptions/Memberships	5,293	5,293	-	0.00%
01-407-452	Prof. Services: Web and Tech	20,000	20,000	-	0.00%
01-407-453	Web Design/Maintenance	2,420	2,420	-	0.00%
	Subtotal	54,063	54,063	-	0.00%
<i>Professional Services</i>					
01-408-313	Engineering Fees	70,000	70,000	-	0.00%
01-408-314	Planning & Architectural Fees	25,000	25,000	-	0.00%
01-408-317	Traffic Engineering General	15,000	15,000	-	0.00%
01-408-319	Collaterals & Communications	2,000	2,000	-	0.00%
	Subtotal	112,000	112,000	-	0.00%

GENERAL FUND

Account Number	Account Description	FY 2021 Budget	FY 2020 Budget	Change From 2020 to 2021	
				increases or (decreases) \$	%
EXPENDITURES					
<i>Building and Property</i>					
01-409-112	Salaries and Wages	75,130	70,158	4,972	7.09%
01-409-191	Uniforms	300	300	-	0.00%
01-409-192	FICA	4,708	4,399	309	7.02%
01-409-193	Medicare	1,101	1,029	72	7.01%
01-409-194	Unemployment Compensation	285	285	-	0.00%
01-409-195	Workers Compensation	6,279	5,877	402	6.84%
01-409-196	Health Insurance	37,495	33,764	3,731	11.05%
01-409-198	AD&D, Life & Disability	517	490	27	5.51%
01-409-199	Medical Reimbursement	500	500	-	0.00%
01-409-220	Operating & Maintenance	50,000	40,000	10,000	25.00%
01-409-226	Cleaning Supplies	5,000	4,500	500	11.11%
01-409-227	Sanitation Supplies	15,000	10,000	5,000	50.00%
01-409-231	Vehicle Fuel	1,800	1,800	-	0.00%
01-409-236	Building Supplies	10,000	10,000	-	0.00%
01-409-238	Uniforms	2,000	2,500	(500)	-20.00%
01-409-255	Vehicle Repair & Maintenance	1,500	1,500	-	0.00%
01-409-317	Real Estate Tax Expense	41,000	40,000	1,000	2.50%
01-409-321	Tele-Data	10,000	7,000	3,000	42.86%
01-409-323	Alarm Maint/Service	3,500	3,500	-	0.00%
01-409-342	Printing	1,000	1,000	-	0.00%
01-409-350	Property/Liability / Umbrella	5,688	5,826	(138)	-2.37%
01-409-361	Electric	90,000	90,000	-	0.00%
01-409-362	Gas	4,000	8,000	(4,000)	-50.00%
01-409-366	Water	13,800	13,800	-	0.00%
01-409-370	Green Space General Expenses	4,000	4,000	-	0.00%
01-409-371	Landscape Improvements: Trees & Greenery	6,000	7,500	(1,500)	-20.00%
01-409-372	General Repairs Bldg/Plant	15,000	17,500	(2,500)	-14.29%
01-409-450	Warranties & Service Agreements	25,000	22,000	3,000	13.64%
01-409-451	Custodial Services	52,000	52,000	-	0.00%
01-409-454	Pest Control	6,000	6,000	-	0.00%
01-409-456	Work Order and Inventory System	2,000	2,000	-	0.00%
01-409-720	Holiday Decorations	8,000	8,000	-	0.00%
Subtotal		498,603	475,228	23,375	4.92%

GENERAL FUND

Account Number	Account Description	FY 2021 Budget	FY 2020 Budget	Change From 2020 to 2021	
				increases or (decreases) \$	(decreases) %
EXPENDITURES					
<i>Police Services</i>					
01-410-110	Salary - Chief, Lt, & Sergeant	694,118	674,047	20,071	2.98%
01-410-112	Wages - Patrol Officers	1,800,379	1,745,735	54,644	3.13%
01-410-113	Wages - Police Clerks	103,541	100,535	3,006	2.99%
01-410-115	Wages - Part Time Police	-	27,832	(27,832)	-100.00%
01-410-117	Fire Police	5,500	5,500	-	0.00%
01-410-118	Wages - Parking Enforcement	65,957	64,041	1,916	2.99%
01-410-119	Wages - Crossing Guards	57,019	55,343	1,676	3.03%
01-410-180	Wages - OT - Uniform	180,000	180,000	-	0.00%
01-410-185	Sick Time Buyout	54,590	54,590	-	0.00%
01-410-186	Uniform Maintenance	13,900	13,900	-	0.00%
01-410-188	Education Bonus & Reimbursement	28,000	28,000	-	0.00%
01-410-189	Shift Differential	39,520	39,520	-	0.00%
01-410-192	FICA	186,559	183,926	2,633	1.43%
01-410-193	Medicare	44,587	43,943	644	1.47%
01-410-194	Unemployment Compensation	9,035	9,272	(237)	-2.56%
01-410-195	Workers Compensation	164,240	161,958	2,282	1.41%
01-410-196	Health Insurance	886,002	751,157	134,845	17.95%
01-410-197	Pension	667,237	667,237	-	0.00%
01-410-198	AD&D, Life & Disability	14,852	13,207	1,645	12.46%
01-410-199	Medical Reimbursement	11,000	11,000	-	0.00%
01-410-210	Office Supplies & Operating	6,500	7,500	(1,000)	-13.33%
01-410-213	Copier Supplies & Expense	-	4,800	(4,800)	-100.00%
01-410-214	Computer Supplies	1,500	1,500	-	0.00%
01-410-215	Postage	2,300	2,300	-	0.00%
01-410-216	Sup/Equip-Armory/Weapons	15,000	15,000	-	0.00%
01-410-226	Supplies - Investigations	1,200	1,200	-	0.00%
01-410-229	Prisoner Food	150	150	-	0.00%
01-410-231	Gas Oil & Anti-freeze	41,000	41,000	-	0.00%
01-410-238	Uniforms - Police	14,000	9,000	5,000	55.56%
01-410-239	Uniforms - Crossing Guards	2,000	2,000	-	0.00%
01-410-240	Uniforms - Parking Enforcement	1,500	1,500	-	0.00%
01-410-255	Vehicle Repair/Maint	31,000	32,000	(1,000)	-3.13%
01-410-260	Equipment Purchases	9,000	9,000	-	0.00%
01-410-262	Ammunition & Firearms	11,000	11,000	-	0.00%
01-410-264	Tactical Team Expenses	6,500	6,500	-	0.00%
01-410-265	Detective Division Expense	8,500	3,500	5,000	142.86%

GENERAL FUND

Account Number	Account Description	FY 2021 Budget	FY 2020 Budget	Change From 2020 to 2021	
				increases or (decreases) \$	%
EXPENDITURES					
<i>Police Services- Continued</i>					
01-410-266	Bike Unit Expense	1,500	1,500	-	0.00%
01-410-267	Traffic Safety Unit Expense	2,500	2,500	-	0.00%
01-410-270	Computer Software	4,000	4,000	-	0.00%
01-410-301	Civil Service Comm. & Supplies	15,000	15,000	-	0.00%
01-410-303	Information Search Service	5,000	5,000	-	0.00%
01-410-314	Special Legal Services	13,000	14,000	(1,000)	-7.14%
01-410-315	Police Testing & Psych Evaluat	1,500	1,500	-	0.00%
01-410-318	Professional Services	2,000	33,500	(31,500)	-94.03%
01-410-321	Tele-Data	38,000	38,000	-	0.00%
01-410-325	Livescan fees/Maintenance	13,000	13,000	-	0.00%
01-410-326	Radio Fees & Equipment	8,500	8,500	-	0.00%
01-410-331	Travel Expenses	5,500	5,500	-	0.00%
01-410-341	Advertising Expenses/Signs & P	4,000	5,000	(1,000)	-20.00%
01-410-350	Professional Liability & Umbrella	89,497	96,967	(7,470)	-7.70%
01-410-351	Vehicle Insurance	17,166	18,490	(1,324)	-7.16%
01-410-355	Insurance Deductibles	2,300	2,300	-	0.00%
01-410-370	Bldg Repair & Maintenance	11,000	11,000	-	0.00%
01-410-374	Parking Meter Expenses	4,000	4,000	-	0.00%
01-410-384	Lease- Office equipment-Copier	6,000	5,500	500	9.09%
01-410-420	Associations Dues & Membership	2,400	2,400	-	0.00%
01-410-450	Hospital Out-Patient Services	1,500	1,500	-	0.00%
01-410-452	Computer Service & Repair	10,000	10,000	-	0.00%
01-410-453	Computer Software Contract	14,000	14,000	-	0.00%
01-410-460	Meeting Attendance, Seminars,	6,500	7,500	(1,000)	-13.33%
01-410-751	Furniture & Fixtures	1,000	1,000	-	0.00%
	Subtotal	5,456,049	5,300,350	155,699	2.94%

GENERAL FUND

Account Number	Account Description	FY 2021 Budget	FY 2020 Budget	Change From 2020 to 2021	
				increases or (decreases) \$	%
EXPENDITURES					
<i>Fire Services</i>					
01-411-112	Fire Inspectors	165,889	153,824	12,065	7.84%
01-411-115	Fire Chief & Assistants	19,000	15,000	4,000	26.67%
01-411-155	Fire Marshall & EMC Officer Stipend	10,000	10,000	-	0.00%
01-411-192	FICA	11,587	10,839	748	6.90%
01-411-193	Medicare	2,710	2,535	175	6.91%
01-411-194	Unemployment Compensation	1,995	1,710	285	16.67%
01-411-195	Workers Compensation	48,689	67,441	(18,752)	-27.81%
01-411-196	Health Insurance	77,310	69,617	7,693	11.05%
01-411-197	Firefighters Relief	14,245	3,110	11,135	358.04%
01-411-198	AD&D, Life & Disability	961	945	16	1.69%
01-411-199	Medical Reimbursement	1,000	1,000	-	0.00%
01-411-210	Office Supplies & Operating	2,000	3,000	(1,000)	-33.33%
01-411-220	Fire Preventions	3,000	4,000	(1,000)	-25.00%
01-411-231	Gas Oil Anti-freeze	8,000	10,000	(2,000)	-20.00%
01-411-238	Fire gear and Equipment: Companies	8,000	8,000	-	0.00%
01-411-249	Fire Equipment	10,000	8,000	2,000	25.00%
01-411-250	Fire Hose & Ladder Testing	16,000	16,000	-	0.00%
01-411-252	Computer Service & Repair	1,500	2,500	(1,000)	-40.00%
01-411-263	Hardware and Peripherals	1,000	1,000	-	0.00%
01-411-270	Computers Software	5,000	7,000	(2,000)	-28.57%
01-411-300	Meeting Attendance & Training	2,500	2,500	-	0.00%
01-411-321	Tele-Data	5,000	5,000	-	0.00%
01-411-336	Vehicle Repair and Maintenance	2,000	2,000	-	0.00%
01-411-338	FM Vehicle Repair & Maint.	2,000	2,000	-	0.00%
01-411-350	Property/Liability Insurance	4,734	4,849	(115)	-2.36%
01-411-351	Vehicle Insurance	9,656	9,862	(206)	-2.09%
01-411-363	Hydrant water	36,000	43,000	(7,000)	-16.28%
01-411-374	Equipment and Repair	4,000	4,000	-	0.00%
01-411-420	Assoc./Membership Dues/Subscriptions	2,000	2,000	-	0.00%
01-411-500	Borough Appropriations	161,600	162,938	(1,338)	-0.82%
	Subtotal	637,376	633,670	3,706	0.58%

GENERAL FUND

Account Number	Account Description	FY 2021 Budget	FY 2020 Budget	Change From 2020 to 2021	
				increases or (decreases) \$	%
EXPENDITURES					
<i>Licenses & Inspections</i>					
01-413-112	Salaries & Wages	165,362	153,825	11,537	7.50%
01-413-192	FICA	10,345	9,630	715	7.42%
01-413-193	Medicare	2,419	2,252	167	7.42%
01-413-194	Unemployment Compensation	855	855	-	0.00%
01-413-195	Workers Compensation	637	588	49	8.33%
01-413-196	Health Insurance	91,843	80,305	11,538	14.37%
01-413-198	AD&D, Life & Disability	1,262	1,172	90	7.68%
01-413-199	Medical Reimbursement	1,500	1,500	-	0.00%
01-413-210	Office Supplies & Operating	4,000	3,500	500	14.29%
01-413-215	Postage	1,500	1,500	-	0.00%
01-413-231	Auto Expenses - Gas, Oil	4,000	4,000	-	0.00%
01-413-238	Code Department Uniforms	2,000	2,000	-	0.00%
01-413-242	Code Enforcement Expenses	4,000	4,000	-	0.00%
01-413-255	Vehicle Repair & Maintenance	3,000	3,000	-	0.00%
01-413-270	Computer Equipment	2,000	2,000	-	0.00%
01-413-321	Tele-Data	5,000	5,000	-	0.00%
01-413-350	Property/Liability Insurance	5,513	5,647	(134)	-2.37%
01-413-351	Vehicle Insurance	2,146	2,466	(320)	-12.98%
01-413-401	Bldg Permit Surcharge Fee	2,500	2,500	-	0.00%
01-413-420	Association Dues	1,000	1,000	-	0.00%
01-413-450	Contracted Inspection Services	240,000	250,000	(10,000)	-4.00%
01-413-452	Contracted Srvs-Computer	5,000	5,000	-	0.00%
01-413-460	Meetings/Seminars/ Code Cert Se	2,000	2,200	(200)	-9.09%
Subtotal		557,882	543,940	13,942	2.56%

GENERAL FUND

Account Number	Account Description	FY 2021 Budget	FY 2020 Budget	Change From 2020 to 2021	
				increases or (decreases) \$	%
EXPENDITURES					
<i>Community Development and Zoning</i>					
01-414-105	Salary - Zoning Hearing Board	5,000	5,000	-	0.00%
01-414-112	Salaries - Community Development	41,991	40,768	1,223	3.00%
01-414-192	FICA	2,603	2,528	75	2.97%
01-414-193	Medicare	609	591	18	3.05%
01-414-194	Unemployment Compensation	285	285	-	0.00%
01-414-195	Worker Compensation	200	195	5	2.56%
01-414-196	Health Insurance	9,539	5,693	3,846	67.56%
01-414-198	AD&D, Life & Disability	8	8	-	0.00%
01-414-199	Medical Reimbursement	-	-	-	0.00%
01-414-210	Office Supplies & Operating	1,000	1,000	-	0.00%
01-414-215	Postage	2,100	2,100	-	0.00%
01-414-216	Zoning & Subdivision Books	500	500	-	0.00%
01-414-314	Zoning Solicitor	50,000	50,000	-	0.00%
01-414-318	Professional Fees	140,000	150,000	(10,000)	-6.67%
01-414-319	Court Reporter	10,000	10,000	-	0.00%
01-414-321	Tele-Data	950	950	-	0.00%
01-414-331	Travel Expense: Gas, Oil & Mail	375	375	-	0.00%
01-414-341	Advertising	15,000	11,100	3,900	35.14%
01-414-420	Association Dues & Memberships	300	300	-	0.00%
01-414-460	Meetings/Seminars/Training	1,500	1,000	500	50.00%
	Subtotal	281,960	282,393	(433)	-0.15%
<i>Emergency Management & Services</i>					
01-415-242	Planning and Exercises	40,000	15,000	25,000	166.67%
	Subtotal	40,000	15,000	25,000	166.67%

GENERAL FUND

Account Number	Account Description	FY 2021 Budget	FY 2020 Budget	Change From 2020 to 2021	
				increases or (decreases) \$	%
EXPENDITURES					
<i>Public Services</i>					
<i>Sanitation</i>					
01-427-112	Salaries - Sanitation	476,112	459,888	16,224	3.53%
01-427-180	Salary - Overtime	30,000	30,000	-	0.00%
01-427-191	Uniforms	2,400	2,400	-	0.00%
01-427-210	Office Supplies & Operating	2,000	4,500	(2,500)	-55.56%
01-427-227	Supplies	2,500	2,500	-	0.00%
01-427-231	Vehicle Fuel	27,000	27,000	-	0.00%
01-427-242	Alarm System	3,000	6,500	(3,500)	-53.85%
01-427-248	Recycle/Compost Supplies	10,000	10,000	-	0.00%
01-427-255	Vehicle Repair and Maintenance	45,000	45,000	-	0.00%
01-427-320	Equipment Purchases Radio	5,000	3,000	2,000	66.67%
01-427-367	Dumping Fees	250,000	250,000	-	0.00%
01-427-470	CDL Renewal Fees	800	800	-	0.00%
	Subtotal	853,812	841,588	12,224	1.45%
<i>Administration and Street</i>					
01-430-112	Salary - Highway	473,117	450,397	22,720	5.04%
01-430-130	Wages - Seasonal	49,920	45,183	4,737	10.48%
01-430-180	Salary - Overtime	30,000	30,000	-	0.00%
01-430-191	Uniforms	1,500	1,500	-	0.00%
01-430-192	FICA	66,101	63,393	2,708	4.27%
01-430-193	Medicare	15,459	14,826	633	4.27%
01-430-194	Unemployment Compensation	4,560	3,990	570	14.29%
01-430-195	Workers Compensation	88,932	85,478	3,454	4.04%
01-430-196	Health Insurance	352,057	284,151	67,906	23.90%
01-430-198	AD&D, Life & Disability	6,866	6,538	328	5.02%
01-430-199	Medical Reimbursement	7,000	7,000	-	0.00%
01-430-231	Vehicle Fuel	16,500	16,500	-	0.00%
01-430-238	Uniforms	3,500	5,000	(1,500)	-30.00%
01-430-244	Supplies - Agricultural	10,000	10,000	-	0.00%
01-430-245	Highway Supplies	22,000	22,000	-	0.00%
01-430-255	Vehicle Repair and Maintenance	30,000	30,000	-	0.00%
01-430-315	Medical Exams & Supplies	4,000	4,000	-	0.00%
01-430-316	Computer Service	3,000	3,500	(500)	-14.29%
01-430-321	Tele-Data	9,000	13,000	(4,000)	-30.77%
01-430-341	Advertising	1,000	1,000	-	0.00%
01-430-350	Property/Liability Insurance	15,043	15,407	(364)	-2.36%
01-430-351	Vehicle Insurance	28,967	27,119	1,848	6.81%
01-430-361	Electric	5,000	6,000	(1,000)	-16.67%
<i>Administration and Street- Continued</i>					
01-430-362	Gas	5,000	5,000	-	0.00%
01-430-366	Water	2,000	3,000	(1,000)	-33.33%
01-430-373	Bldg Repair & Maintenance	25,000	25,000	-	0.00%
01-430-374	Equipment Repair & Maintenance	18,000	18,000	-	0.00%
01-430-376	Repair & Maint. Plymouth Creek	6,000	5,000	1,000	20.00%
01-430-384	Equipment Rental	10,000	10,000	-	0.00%
01-430-456	Work Order and Inventory System	3,000	6,000	(3,000)	-50.00%
01-430-460	Meetings, Seminars & Training	5,000	6,000	(1,000)	-16.67%
	Subtotal	1,317,522	1,223,982	93,540	7.64%

GENERAL FUND

Account Number	Account Description	FY 2021 Budget	FY 2020 Budget	Change From 2020 to 2021	
				increases or (decreases) \$	(decreases) %
EXPENDITURES					
<i>Highway Maint - Snow and Ice Removal</i>					
01-432-000	Snow and Ice Removal	50,000	50,000	-	0.00%
	Subtotal	50,000	50,000	-	0.00%
<i>Highway Maint - Signals & Signs</i>					
01-433-240	Street Signs & Markings	15,000	15,000	-	0.00%
01-433-246	One Call Program Costs	1,200	1,200	-	0.00%
01-433-374	Street & Traffic Light Maintenance	-	-	-	0.00%
	Subtotal	16,200	16,200	-	0.00%
<i>Highway Maint - Highways & Bridges</i>					
01-438-001	Roads/Bridges Repair & Maint.	-	-	-	0.00%
01-438-338	Traffic/Transportation Service	-	-	-	0.00%
01-438-339	Transit Reimbursement	-	-	-	0.00%
	Subtotal	-	-	-	0.00%
<i>Parking</i>					
01-445-380	Parking Garage Fees	62,500	62,500	-	0.00%
	Subtotal	62,500	62,500	-	0.00%

GENERAL FUND

Account Number	Account Description	FY 2021 Budget	FY 2020 Budget	Change From 2020 to 2021	
				increases or (decreases) \$	%
EXPENDITURES					
<i>Recreation Services Administration</i>					
01-451-112	Salaries - Recreation & Parks	169,128	118,967	50,161	42.16%
01-451-115	Wages: Part Time	155,345	182,452	(27,107)	-14.86%
01-451-130	Wages: Seasonal	22,113	34,866	(12,753)	-36.58%
01-451-192	FICA	21,581	20,912	669	3.20%
01-451-193	Medicare	5,047	4,891	156	3.19%
01-451-194	Unemployment Compensation	3,480	3,844	(364)	-9.47%
01-451-195	Workers Compensation	637	609	28	4.60%
01-451-196	Health Insurance	98,073	51,726	46,347	89.60%
01-451-198	AD&D, Life & Disability	1,481	814	667	81.94%
01-451-199	Medical Reimbursement	1,500	1,000	500	50.00%
01-451-210	Office Supplies & Operating	3,600	3,600	-	0.00%
01-451-213	Copier Expense	5,000	5,000	-	0.00%
01-451-215	Postage	200	200	-	0.00%
01-451-227	General Supplies	1,500	1,500	-	0.00%
01-451-236	Operating Equipment & Supplies	13,000	13,000	-	0.00%
01-451-237	Discount Tickets	16,000	16,000	-	0.00%
01-451-238	Uniforms	1,000	1,000	-	0.00%
01-451-247	Athletic Supplies	10,000	10,000	-	0.00%
01-451-249	CRC Operating Expenses	40,000	35,000	5,000	14.29%
01-451-321	Tele-Data	3,500	3,200	300	9.38%
01-451-336	Transportation-Automobile Rental	5,000	6,500	(1,500)	-23.08%
01-451-341	Advertising	9,800	9,800	-	0.00%
01-451-390	Credit Card Fees	500	500	-	0.00%
01-451-452	Contracted IT/Networking Services	6,000	6,000	-	0.00%
01-451-453	Rec Software	3,400	3,300	100	3.03%
01-451-454	Recreational Supplies	13,500	13,500	-	0.00%
01-451-455	Recreation Programs	110,000	183,000	(73,000)	-39.89%
01-451-460	Professional Development	1,400	1,400	-	0.00%
01-451-470	Drug Testing/Employee Clearances	1,500	1,500	-	0.00%
01-451-500	Special Events	26,000	26,000	-	0.00%
Subtotal		749,285	760,081	(10,796)	-1.42%

GENERAL FUND

Account Number	Account Description	FY 2021 Budget	FY 2020 Budget	Change From 2020 to 2021	
				increases or (decreases) \$	(decreases) %
EXPENDITURES					
<i>Participant Recreation - Facilities</i>					
01-452-220	Operating & Maintenance: LED Lighting	5,000	5,000	-	0.00%
01-452-234	General Maint	2,500	2,600	(100)	-3.85%
01-452-350	Insurance-Property/Liability	4,936	5,055	(119)	-2.35%
01-452-361	Electric	30,000	35,000	(5,000)	-14.29%
01-452-366	Water & Fire pump	5,000	6,500	(1,500)	-23.08%
01-452-372	Maint Supplies-Ground	5,000	6,000	(1,000)	-16.67%
01-452-373	Maint Supplies-Facilities	5,000	7,500	(2,500)	-33.33%
01-452-374	Equipment Repair	3,000	4,500	(1,500)	-33.33%
01-452-440	Sanitation Services	40,000	48,200	(8,200)	-17.01%
01-452-450	Contracted Services	9,500	9,500	-	0.00%
01-452-454	Pest Control	1,000	1,700	(700)	-41.18%
Subtotal		110,936	131,555	(20,619)	-15.67%

GENERAL FUND

Account Number	Account Description	FY 2021 Budget	FY 2020 Budget	Change From 2020 to 2021	
				increases or (decreases) \$	(decreases) %
EXPENDITURES					
<i>Parks</i>					
01-454-221	Recreation Chemical Programs	35,000	35,000	-	0.00%
01-454-227	Sanitation Supplies	2,000	3,000	(1,000)	-33.33%
01-454-236	Building Supplies	3,000	6,250	(3,250)	-52.00%
01-454-239	Tree & Turf Maintenance - B and Sucliffe	20,000	30,000	(10,000)	-33.33%
01-454-302	Other - Dog Park	5,000	10,000	(5,000)	-50.00%
01-454-361	Electric	12,000	12,000	-	0.00%
01-454-366	Water	10,000	9,500	500	5.26%
01-454-371	Parks - Property Improvements	10,000	10,000	-	0.00%
01-454-372	R & M Property	25,000	25,000	-	0.00%
01-454-373	R & M Buildings	25,000	25,000	-	0.00%
01-454-374	R & M Equipment	5,000	5,000	-	0.00%
01-454-440	Sanitation Services	2,000	2,000	-	0.00%
01-454-454	Pest Control	5,000	6,500	(1,500)	-23.08%
01-454-500	Special Events	5,000	7,500	(2,500)	-33.33%
	Subtotal	164,000	186,750	(22,750)	-12.18%

GENERAL FUND

Account Number	Account Description	FY 2021 Budget	FY 2020 Budget	Change From 2020 to 2021	
				increases or (decreases) \$	%
EXPENDITURES					
<i>General Expenditures</i>					
01-480-126	Compensation & Operating Adjustments	25,000	25,000	-	0.00%
01-480-350	Insurances	-	-	-	0.00%
01-480-540	Contributions	1,000	1,000	-	0.00%
01-480-700	Contingencies	75,000	80,000	(5,000)	-6.25%
01-480-800	Refunds for Prior Year Revenue	-	-	-	0.00%
	Subtotals	101,000	106,000	(5,000)	-4.72%
TOTAL OPERATING EXPENDITURES		12,936,829	12,563,915	372,914	2.97%
RESULT FROM OPERATIONS		(575,372)	(272,379)	(302,992)	111.24%
<i>Interfund Transfers</i>					
01-492-018	To Capital	-	-	-	0.00%
01-492-030	To Capital Reserve Fund	500,000	500,000	-	0.00%
01-492-068	To OPEB Trust	500,000	500,000	-	0.00%
01-492-095	To Operating Reserve	-	-	-	0.00%
	Subtotal	1,000,000	1,000,000	-	0.00%
TOTAL EXPENDITURES WITH TRANSFERS		13,936,829	13,563,915	372,914	2.75%
NET FUND SURPLUS/(DEFICIT)		-	-	-	0

STREET LIGHTING FUND

Account Number	Account Description	FY 2021 Budget	FY 2020 Budget	Change From 2020 to 2021	
				increases or (decreases) \$	%
FUND BALANCE					
02-279-000	Fund Balance Forward	12,053	18,257	(6,204)	-33.98%
REVENUES					
REAL PROPERTY TAXES					
02-301-100	Real Estate Taxes - Current	104,846	104,100	746	0.72%
	TOTAL	104,846	104,100	746	0.72%
INTEREST EARNINGS					
02-341-000	Interest Earnings	558	100	458	458.43%
	TOTAL	558	100	458	458.43%
INTERFUND OPERATING TRANSFERS					
02-392-020	Transfer from General	-	-	-	0.00%
	TOTAL	-	-	-	0.00%
TOTAL CURRENT REVENUES		105,404	104,200	1,204	1.16%
TOTAL AVAILABLE BALANCE		117,457	122,457	(5,000)	-4.08%
EXPENDITURES					
HIGHWAY MAINT-STREET LIGHTING					
02-434-361	Street Lighting - Electric	72,457	72,457	-	0.00%
02-434-374	Street Lighting	30,000	30,000	-	0.00%
02-434-740	LED Lighting	15,000	20,000	(5,000)	-25.00%
	TOTAL	117,457	122,457	(5,000)	-4.08%
TOTAL EXPENDITURES		117,457	122,457	(5,000)	-4.08%
NET FUND SURPLUS/(DEFICIT)		-	-	-	0.00%

FIRE PROTECTION FUND

Account Number	Account Description		FY 2021 Budget	FY 2020 Budget	Change From 2020 to 2021 increases or (decreases)	
					\$	%
FUND BALANCE						
03-279-000	Fund Balance Forward		-	-	-	0.00%
REVENUES						
<i>REAL PROPERTY TAXES</i>						
03-301-100	Real Estate Taxes - Current		78,400	77,842	558	0.72%
		TOTAL	78,400	77,842	558	0.72%
<i>INTEREST EARNINGS</i>						
03-341-000	Interest Earnings		313	100	213	213.06%
		TOTAL	313	100	213	213.06%
<i>SHARED REVENUES</i>						
03-355-070	Foreign Fire/Casualty Tax		66,863	67,000	(137)	-0.20%
		TOTAL	66,863	67,000	(137)	-0.20%
TOTAL CURRENT REVENUES			<u>145,576</u>	<u>144,942</u>	<u>634</u>	<u>0.44%</u>
TOTAL AVAILABLE BALANCE			<u>145,576</u>	<u>144,942</u>	<u>634</u>	<u>0.44%</u>
EXPENDITURES						
<i>FIRE PROTECTION SERVICES</i>						
03-411-530	Contribution to Companies		78,713	77,942	771	0.99%
03-450-700	Foreign Fire/Casualty Tax		66,863	67,000	(137)	-0.20%
		TOTAL	145,576	144,942	634	0.44%
TOTAL EXPENDITURES			<u>145,576</u>	<u>144,942</u>	<u>634</u>	<u>0.44%</u>
NET FUND SURPLUS/(DEFICIT)			<u>0</u>	<u>-</u>	<u>0</u>	<u>0</u>

LIBRARY FUND

Account Number	Account Description		FY 2021	FY 2020	Change From 2020 to 2021	
			Budget	Budget	increases or (decreases)	
					\$	%
FUND BALANCE						
04-279-000	Fund Balance Forward		-	-	-	0.00%
REVENUES						
<i>REAL PROPERTY TAXES</i>						
04-301-100	Real Estate Taxes - Current		52,267	51,895	372	0.72%
		TOTAL	52,267	51,895	372	0.72%
<i>INTEREST EARNINGS</i>						
04-341-000	Interest Earnings		55	100	(45)	-44.58%
		TOTAL	55	100	(45)	-44.58%
TOTAL CURRENT REVENUES			52,322	51,995	327	0.63%
TOTAL AVAILABLE BALANCE			52,322	51,995	327	0.63%
EXPENDITURES						
<i>Library Services</i>						
04-456-366	Library Contribution		52,322	51,995	327	0.63%
		TOTAL	52,322	51,995	327	0.63%
TOTAL EXPENDITURES			52,322	51,995	327	0.63%
NET FUND SURPLUS/(DEFICIT)			0	-	0	0

PARK AND REC IMPACT FUND

Account Number	Account Description		FY 2021	FY 2020	Change From 2020 to 2021	
			Budget	Budget	increases or (decreases)	
					\$	%
FUND BALANCE						
05-279-000	Fund Balance		141,004	116,050	24,954	21.50%
REVENUES						
<i>INTERFUND OPERATING TRANSFERS</i>						
05-341-000	Interest on Investments		996	100	896	895.54%
		TOTAL	996	100	896	895.54%
05-361-400	Impact Fees		8,000	8,000	-	0.00%
		TOTAL	8,000	8,000	-	0.00%
TOTAL CURRENT REVENUES			8,996	8,100	896	11.06%
TOTAL AVAILABLE BALANCE			150,000	124,150	25,850	20.82%
EXPENDITURES						
<i>GENERAL ADMINISTRATION</i>						
05-492-018	Transfer to Capital		150,000	124,150	25,850	20.82%
		TOTAL	150,000	124,150	25,850	20.82%
TOTAL EXPENDITURES			150,000	124,150	25,850	20.82%
NET FUND SURPLUS/(DEFICIT)			(0)	-	(0)	0

CAPITAL FUND

Account Number	Account Description	FY 2021 Budget	FY 2020 Budget	Change From 2020 to 2021	
				increases or (decreases) \$	(decreases) %
FUND BALANCE					
18-279-000	Fund Balance Forward	1,567,643	1,200,000	367,643	30.64%
REVENUES					
<i>INTEREST EARNINGS</i>					
18-341-100	Interest on Investments	5,007	51,551	(46,544)	-90.29%
	TOTAL	5,007	51,551	(46,544)	-90.29%
<i>GRANTS AND CONTRIBUTIONS</i>					
18-357-100	Grant Proceeds	-	-	-	0.00%
	TOTAL	-	-	-	0.00%
<i>INTERFUND TRANSFERS</i>					
18-392-005	From Park and Rec Impact Fee	150,000	124,150	25,850	20.82%
18-392-300	From Capital Reserve	-	2,084,392	(2,084,392)	-100.00%
	TOTAL	150,000	2,208,542	(2,058,542)	-93.21%
TOTAL CURRENT REVENUES		155,007	2,260,093	(2,105,086)	-93.14%
TOTAL AVAILABLE BALANCE		1,722,650	3,460,093	(1,737,443)	-50.21%
EXPENDITURES					
<i>CAPITAL PROJECTS AND EQUIPMENT</i>					
18-401-760	Office of Borough Manager and Administration	22,194	7,500	14,694	195.92%
18-403-313	Engineering	189,000	200,000	(11,000)	-5.50%
18-409-700	Borough Facilities (General)	-	-	-	#DIV/0!
18-410-760	Police: Vehicles and Equipment	192,415	110,422	81,993	74.25%
18-411-760	Fire and Emergency Services	162,159	1,289,554	(1,127,395)	-87.43%
18-427-720	CRC Rowing Equipment Lease	-	37,500	(37,500)	-100.00%
18-430-740	Public Services: Equipment & Facilities	311,822	461,665	(149,843)	-32.46%
18-433-313	Engineering Traffic Control	386,000	350,000	36,000	10.29%
18-454-371	Parks and Recreation	194,000	754,280	(560,280)	-74.28%
18-458-700	Capital Improvements and Grants	240,000	220,354	19,646	8.92%
	TOTAL	1,697,591	3,431,275	(1,733,684)	-50.53%
<i>INTERFUND TRANSFERS</i>					
18-492-023	Transfer to Debt Service	25,059	28,818	(3,759)	-13.04%
	TOTAL	25,059	28,818	(3,759)	-13.04%
TOTAL EXPENDITURES with Transfers		1,722,650	3,460,093	(1,737,443)	-50.21%
NET FUND SURPLUS/(DEFICIT)		(0)	-	(0)	0

DEBT SERVICE FUND

Account Number	Account Description	FY 2021 Budget	FY 2020 Budget	Change From 2020 to 2021 increases or (decreases)	
				\$	%
FUND BALANCE					
23-279-000	Fund Balance Forward	-	-	0	0
REVENUES					
REAL PROPERTY TAXES					
23-301-100	Real Estate Taxes - Current	668,967	664,206	4,761	0.72%
	TOTAL	668,967	664,206	4,761	0.72%
INTERFUND TRANSFERS					
23-341-100	Interest	488	100	388	388.31%
23-392-018	Transfer from Capital Fund	25,059	28,818	-3,759	-13.04%
	TOTAL	25,547	28,918	-3,371	-11.66%
TOTAL CURRENT REVENUES		694,514	693,124	1,390	0.20%
TOTAL AVAILABLE BALANCE		694,514	693,124	1,390	0.20%
EXPENDITURES					
DEBT PRINCIPAL					
23-471-550	GON 2014 - Tax Exempt Series A	311,800	303,100	8,700	2.87%
23-471-554	GON 2014 - Tax Exempt Series B	121,200	118,900	2,300	1.93%
23-471-555	GON 2014 - Taxable Series	63,500	61,800	1,700	2.75%
	TOTAL	496,500	483,800	12,700	100.00%
DEBT INTEREST					
23-472-200	GON 2014 - Tax Exempt Series A	127,683	134,927	-7,244	-5.37%
23-472-201	GON 2014 - Tax Exempt Series B	40,873	43,239	-2,366	-5.47%
23-472-202	GON 2014 - Taxable Series	29,458	31,158	-1,700	-5.46%
	TOTAL	198,014	209,324	-11,310	-5.40%
TOTAL EXPENDITURES		694,514	693,124	1,390	0.20%
NET FUND SURPLUS/(DEFICIT)		0	-	0	0

CAPITAL RESERVE FUND

Account Number	Account Description	FY 2021 Budget	FY 2020 Budget	Change From 2020 to 2021 increases or (decreases)	
				\$	%
FUND BALANCE					
30-279-000	Fund Balance Forward	6,616,364	8,190,756	(1,574,392)	-19.22%
REVENUES					
<i>INTEREST EARNINGS</i>					
30-341-000	Interest on Investments	54,964	10,000	44,964	449.64%
	TOTAL	54,964	10,000	44,964	449.64%
<i>SALE OF PROPERTY</i>					
30-391-100	Sale of Borough Assets	-	-	-	0.00%
	TOTAL	-	-	-	0.00%
<i>INTERFUND TRANSFERS</i>					
30-392-001	From General	500,000	500,000	-	0.00%
	TOTAL	500,000	500,000	-	0.00%
TOTAL CURRENT REVENUES		554,964	510,000	44,964	8.82%
TOTAL AVAILABLE BALANCE		7,171,328	8,700,756	(1,529,428)	-17.58%
EXPENDITURES					
<i>CAPITAL PROJECTS AND EQUIPMENT</i>					
30-492-180	Transfer to Capital Fund	-	2,084,392	(2,084,392)	-100.00%
	TOTAL	-	2,084,392	(2,084,392)	-100.00%
TOTAL EXPENDITURES		-	2,084,392	(2,084,392)	-100.00%
NET FUND SURPLUS/(DEFICIT)		7,171,328	6,616,364	554,964	8.39%

HIGHWAY AID FUND

Account Number	Account Description	FY 2021 Budget	FY 2020 Budget	Change From 2020 to 2021 increases or (decreases)	
				\$	%
FUND BALANCE					
35-279-000	Fund Balance Forward	414,535	306,229	108,306	35.37%
REVENUES					
<i>INTEREST EARNINGS</i>					
35-341-100	Interest on Investments	4,815	100	4,715	4715.05%
	TOTAL	4,815	100	4,715	4715.05%
<i>INTERGOVERNMENTAL REVENUES</i>					
35-355-020	Motor Vehicle Fuel Taxes	185,465	201,671	(16,206)	-8.04%
	TOTAL	185,465	201,671	(16,206)	-8.04%
TOTAL CURRENT REVENUES		190,280	201,771	(11,491)	-5.70%
TOTAL AVAILABLE BALANCE		604,815	508,000	96,815	19.06%
EXPENDITURES					
<i>CONSTRUCTION & PAVING</i>					
35-439-060	Pavement Resurfacing & Street Repair	544,315	460,000	84,315	18.33%
35.439.313	Traffic Engineering	60,500	48,000	12,500	26.04%
	TOTAL	604,815	508,000	96,815	19.06%
TOTAL EXPENDITURES		604,815	508,000	96,815	19.06%
NET FUND SURPLUS/(DEFICIT)		(0)	-	(0)	0

HOME PROGRAM FUND

Account Number	Account Description		FY 2021	FY 2020	Change From 2020 to 2021	
			Budget	Budget	increases or (decreases)	
					\$	%
FUND BALANCE						
41-279-000	Unreserved Fund Balance		-	-	-	0.00%
REVENUES						
<i>INTEREST EARNINGS</i>						
41-341-000	Interest on Investments		1,214	10	1,204	12039.00%
		TOTAL	1,214	10	1,204	12039.00%
<i>GRANTS AND CONTRIBUTIONS</i>						
41-357-100	Grant Proceeds		208,000	75,000	133,000	177.33%
		TOTAL	208,000	75,000	133,000	177.33%
TOTAL CURRENT REVENUES			209,214	75,010	134,204	178.91%
TOTAL AVAILABLE BALANCE			209,214	75,010	134,204	178.91%
EXPENDITURES						
<i>GENERAL ADMINISTRATION</i>						
41-464-300	Home Program Contractors Bills		198,000	75,010	122,990	163.96%
41-464-400	Home Program - Consultant Fees		11,214	-	11,214	#DIV/0!
		TOTAL	209,214	75,010	134,204	178.91%
TOTAL EXPENDITURES			209,214	75,010	134,204	178.91%
NET FUND SURPLUS/(DEFICIT)			(0)	-	(0)	0.00%

ECONOMIC DEVELOPMENT FUND

Account Number	Account Description	FY 2021 Budget	FY 2020 Budget	Change From 2020 to 2021 increases or (decreases)	
				\$	%
FUND BALANCE					
43-279-000	Unreserved Fund Balance	-	-	-	0.00%
REVENUES					
INTEREST EARNINGS					
43-341-000	Interest on Investments	12	10	2	19.00%
	TOTAL	12	10	2	19.00%
GRANTS AND CONTRIBUTIONS					
43-357-100	Grant Proceeds	110,523	120,000	(9,477)	-7.90%
	TOTAL	110,523	120,000	(9,477)	-7.90%
TOTAL CURRENT REVENUES		110,535	120,010	(9,475)	-7.90%
TOTAL AVAILABLE BALANCE		110,535	120,010	(9,475)	-7.90%
EXPENDITURES					
GENERAL ADMINISTRATION					
43-414-130	CD Salary	18,000	16,000	2,000	12.50%
43-465-300	Contractors Bills - Econo.	80,535	94,010	(13,475)	-14.33%
43-465-400	Economic Develop. Consultant F	12,000	10,000	2,000	20.00%
		110,535	120,010	(9,475)	-7.90%
TOTAL EXPENDITURES		110,535	120,010	(9,475)	-7.90%
NET FUND SURPLUS/(DEFICIT)		(0)	-	(0)	0

MARY WOOD PARK FUND

Account Number	Account Description		FY 2021	FY 2020	Change From 2020 to 2021	
			Budget	Budget	increases or (decreases)	
					\$	%
FUND BALANCE						
80-279-000	Fund Balance		52,000	39,898	12,102	30.33%
REVENUES						
<i>INTERFUND OPERATING TRANSFERS</i>						
80-341-100	Interest on Investments		4	10	(6)	-62.80%
		TOTAL	4	10	(6)	-62.80%
80-310-100	Deposits - Trust		17,900	17,900	-	0.00%
		TOTAL	17,900	17,900	-	0.00%
TOTAL CURRENT REVENUES			17,904	17,910	(6)	-0.04%
TOTAL AVAILABLE BALANCE			69,904	57,808	12,096	20.92%
EXPENDITURES						
<i>GENERAL ADMINISTRATION</i>						
80-409-220	Expenses		8,700	8,700	-	0.00%
		TOTAL	8,700	8,700	-	0.00%
TOTAL EXPENDITURES			8,700	8,700	-	0.00%
NET FUND SURPLUS/(DEFICIT)			61,204	49,108	12,096	24.63%

OPERATING RESERVE FUND

Account Number	Account Description		FY 2021 Budget	FY 2020 Budget	Change From 2020 to 2021 increases or (decreases)	
					\$	%
FUND BALANCE						
95-279-000	Fund Balance		875,000	874,293	707	100.00%
REVENUES						
<i>INTERFUND OPERATING TRANSFERS</i>						
95-341-100	Interest on Investments		6,706	19,000	(12,294)	100.00%
		TOTAL	6,706	19,000	(12,294)	
95-392-001	Operating Transfer In-General Fund		-	-	-	0.00%
		TOTAL	-	-	-	
TOTAL CURRENT REVENUES			6,706	19,000	(12,294)	100.00%
TOTAL AVAILABLE BALANCE			881,706	893,293	(11,587)	100.00%
EXPENDITURES						
<i>GENERAL ADMINISTRATION</i>						
		TOTAL	-	-	-	0.00%
TOTAL EXPENDITURES			-	-	-	0.00%
NET FUND SURPLUS/(DEFICIT)			881,706	893,293	(11,587)	100.00%